

MATAGORDA CO OFFICE BLDG. 360

MAKE CHECK PAYABLE TO: BAY CITY GAS PO BOX 1603 BAY CITY, TX 77404-1603	SERVICE ADDRESS 2200 7TH ST / CMOB		ACCOUNT NUMBER <i>Inv.#</i> SEP 15 2021 86061-1010160001 / 9/21	
	SERVICE PERIOD 08/02/21 TO 09/01/21 ✓	BILLING DATE 09/08/21 ✓		
READ DATE(G) 09/01/21 ✓ METER NUM. 89915 ✓ PRES. READ 8786 ✓ PREV. READ 8786 ✓ TOTAL CCF 0	TOTAL CCF 		DESCRIPTION AMOUNT BASIC SERVICE 19.00 THIS MONTH 19.00	
010-54410-508 ✓			APPROVED COUNTY AUDITOR <i>SR JJ</i>	
			TOTAL NOW DUE 19.00	
			PENALTY AMOUNT 0.00 PAY THIS AMOUNT AFTER 09/20/2021 ✓ 19.00	

395 MATAGORDA CO OFFICE BLDG. MESSAGES

RECEIVED
9/13/21

Accounts with a Past Due from prior month will be assessed a \$45.00 fee and scheduled for disconnection. IF SERVICE IS DISCONNECTED, CONTACT OFFICE AT 245-2327 TO MAKE PAYMENT AND RESTORE SERVICE; ONLINE PAYMENT IS NOT ACCEPTABLE.

***** DUE DATE 09-20-21 *****

HELP US MAINTAIN A SAFE SYSTEM - REPORT LEAKS TO 245-2311

The line from your meter into your home or business is owned by YOU. Please have it pressure tested periodically for leaks. More safety information at www.baycitygas.com or at 245-2327

TELEPHONE PAYMENT only at 1-877-273-3169.

ATTENTION: It may take up to 3 business days to process online payments.

We encourage you to share this safety information with those in your households and businesses.

- Safety information may be found here on your bill, also on the front of your bill, at www.baycitygas.com, or by contacting our office at 979.245.2327
- BAY CITY GAS COMPANY transports natural gas to homes and businesses in Bay City through a modern and highly reliable system of underground pipelines, which is routinely checked for leaks.
- Natural gas is colorless, odorless, non-toxic and lighter than air. Natural gas can be highly combustible or explosive in certain concentrations, so it is odorized with a smell similar to rotten eggs in order to make it detectible.
- Leaks can be dangerous so detecting and reporting a leak is very important. A gas odor will be the best indicator, and other signs may include dead vegetation, blowing dirt, bubbles in wet ground, or a hissing sound.
- **If you detect the smell of gas within your home or business, do NOT operate any electrical devices – including wall switches, phones or flashlights. Leave the premises and call Bay City Gas Company at 979.245.2311 or 911. These calls receive priority 24/7, as we work to protect life, public safety, the environment, and property.**
- ANY DIGGING activity – landscaping, fencing, mailboxes, flag poles, and plumbing repairs – could possibly damage the lines. Underground Damage Prevention Rules, Chapter 18 under Title 16 of the Texas Administrative Code, specify appropriate steps to be taken BEFORE digging, including calling the One Call Center (811) at least 48 hours PRIOR to digging.
- CALL BEFORE YOU DIG! 811. WAIT for the lines to be marked, respect those marks, and then dig with care. Federal Law requires that all damages to underground pipelines must be reported IMMEDIATELY to the pipeline operator (Bay City Gas Co) and to the Texas Railroad Commission (online at www.rrc.state.tx.us).
- If you witness damage to pipelines, observe a threat to a pipeline, or see suspicious activity near a pipeline or gas facility, call 911 or Bay City Gas at 979.245.2311.
- Bay City Gas Company places pipeline markers at locations as required by law. These markers **DO NOT** mark all of our lines, they indicate the APPROXIMATE location only, and have our name and phone number on them. In addition to pipelines, we have above ground facilities such as substations and gas meters and regulators. Public access to maps is also available at www.npms.phmsa.dot.gov. These maps contain approximate positions of pipelines, what products they carry, and owner/operator details.
- **Bay City Gas Company** is audited annually by The Railroad Commission of Texas, which maintains records of safety compliance at <https://www.rrc.state.tx.us/oil-gas/compliance-enforcement/>

2254

CUSTOMER
MATAGORDA COUNTY PRCT #4
DBA BLESSING CMNTY CTR

SERVICE ADDRESS
734 Fm 616, Blessing, TX 77419

SEP 15 2021

ACCOUNT NUMBER

2876939-6 / 8-20-21 DATE DUE

DATE MAILED

Aug 25, 2021

AMOUNT DUE

Sep 09, 2021

\$ 42.33

Gas leak or emergency

Leave immediately, then call
888-876-5786, 24 hours a day

Customer service

800-427-7142 toll-free
Monday - Friday, 7 am - 7 pm

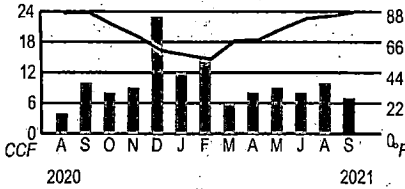
Call before you dig

Call 811
24 hours a day

Comments

PO Box 2628
Houston, TX 77252-2628

Your usage in a glance



Previous usage	Usage this month	Average daily temperature	
1 year ago	Last month	This month	
Total CCF used	4	10	7
Average daily gas use (CCF)	0.1	0.3	0.2
Average daily temperature	86	84	87
Days in billing period	29	33	30

To better understand your home energy usage and learn energy savings tips, visit CenterPointEnergy.com/myenergyanalyzer

Rates have been reduced due to a Tax Refund. For more information, please visit CenterPointEnergy.com/TXTaxReform.

To report gas leaks, carbon monoxide and other gas emergencies, please call 1-888-876-5786. We appreciate your understanding that billing inquiries cannot be answered on this line.

Pay your next bill without lifting a finger. To enroll in AutoPay, just sign and date the back of your bill stub and return to us with a check for your payment amount. It's that easy!

ACCOUNT SUMMARY

Previous gas amount due	\$ 44.07
Payment Aug 16, 2021	- 44.07
Current gas charges (Details on page 2)	+ 42.33
Total amount due	\$ 42.33

Thank you!
APPROVED
COUNTY AUDITOR
SR [Signature]

Your account is ready to view now. Register for free online account access. View balance, usage history, make an online payment, view recommendations for saving energy and money with My Energy Analyzer, and much more. Register at CenterPointEnergy.com/myaccount.

C.F.
Code 010-54410-615 kWh
Blessing Com. Center

RECEIVED
SEP 09 2021

BY: DB

How to pay your bill

Online
Visit: CenterPointEnergy.com/paybill Pay immediately, schedule a payment or set up automatic monthly payments.

Phone
Call 800-427-7142 and make a payment using your checking or savings account, or by debit or credit card.

In person
To find a payment location, visit: CenterPointEnergy.com/paybill or call 800-427-7142.

Mail
Return the payment stub below, with your check or money order, using the return envelope.

Please keep this portion for your records

Please return this portion with your payment. Please do not include letters or notes.

ACCOUNT NUMBER 2876939-6

CenterPoint Energy

Enroll in AutoPay today. See form on the back of this stub.

DATE DUE Sep 09, 2021
AMOUNT DUE \$ 42.33

Write account number on check and make payable to CenterPoint Energy.

\$ 42.33

Please enter amount of your payment

00016853 01 AB 0.42 1

MATAGORDA COUNTY PRCT #4
DBA BLESSING CMNTY CTR
PO BOX 99
ELMATON, TX 77440-0099



CENTERPOINT ENERGY
PO BOX 4981
HOUSTON TX 77210-4981

0490143911082

008200000287693964000000042330000000423340

CUSTOMER
MATAGORDA COUNTY PRCT #4 ✓
DBA BLESSING CMNTY CTR

SERVICE ADDRESS
734 Fm 616, Blessing, TX 77419

ACCOUNT NUMBER

2876939-6

DATE DUE**Sep 09, 2021****DATE MAILED**

Aug 25, 2021

AMOUNT DUE**\$ 42.33****DEFINITIONS**

CCF 1 CCF = 100 cubic feet of gas. This is how we measure your monthly usage.

Customer charge and base amount. Covers fixed costs for reading meters, issuing bills, maintaining facilities and gas lines, postage, etc. These costs occur even if you do not use gas during a billing period.

Gas Cost Adjustment (GCA) is the cost CenterPoint Energy pays for the gas it delivers to its customers.

Storage inventory charge allows the Company the opportunity to recover the regulated carrying cost of its investment in storage.

Reimbursement of local franchise fee is a fee paid to the city for the company's use of right-of-way in streets and alleys.

Reimbursement of state gross receipts tax is a tax imposed by the State of Texas on each utility company located in an incorporated city having a population of more than 1,000.

For a more detailed description of each of the terms used on your bill, please visit CenterPointEnergy.com/definitions or call Customer Support at 800-427-7142.

Current gas charges

Rate: GSS-2097-U-GRIP 2021@14.95 Pressure Base

Meter Number 3108800369975
Day Billing Period 30

Billing Period	Current Reading	Previous Reading	=	Usage
07/21/21 - 08/20/21	755	748		7 CCF
Customer charge *				\$ 37.05
Storage inventory charge		7 CCF x \$ 0.00142		0.01
Base amount		7 CCF x \$ 0.16620		1.16
Gas cost adjustment		7 CCF x \$ 0.71772		5.02
Tax refund				- 0.91
Total current charges				\$ 42.33 ✓

The customer charge includes the current GRIP surcharge of \$4.78.

Your account, managed your way

Sign up at CenterPointEnergy.com/myaccount

- **24/7 online account access.** View and/or pay your bill, view usage history, sign up for account services and much more.
- **Go paperless.** Receive an email when your bill is ready to view and pay. Get convenience, get rid of clutter.

- **Pay automatically.** Set up AutoPay by signing and returning the form below with your check payment. It's that easy!
- **Even out the highs and lows of your monthly bills.** Enroll in Average Monthly Billing and spread your natural gas costs throughout the year.
- **Get bill reminders.** Choose text or email, up to five days before your bill is due.

- **Other services.** Report a payment made at a payment location, set up a payment extension and much more. View options from your online account or visit CenterPointEnergy.com/selfservice if you'd prefer not to register.
- **Moving?** Please call us at 800-427-7142 at least two weeks before you move, or complete the forms at CenterPointEnergy.com/selfservice

Mail payments to CenterPoint Energy, PO Box 4981, Houston, TX 77210-4981

Enroll in AutoPay and your monthly payment will be automatically deducted from your bank account.

To enroll, sign and date this form and return with your check payment. Money orders do not qualify for enrollment. Your next bill will be automatically deducted from the account listed on your check. For more information and to enroll electronically, go to CenterPointEnergy.com/autopay.

I authorize CenterPoint Energy to automatically deduct from the checking account shown on my enclosed check all future payments for my CenterPoint Energy bills. I will notify CenterPoint Energy if I decide to cancel my use of AutoPay. CenterPoint Energy also has the right to discontinue my AutoPay enrollment. Once I enroll, I understand that any past due balances will be drafted from my account three days after my application is processed.

Account holder's signature

Date

370



P.O. Box 1189
Edna, TX 77957-1189
Edna (361) 771-4400
Bay City (979) 245-3029

SEP 15 2021

Office Hours:
Monday - Friday
8:00 a.m. - 5:00 p.m.

ACCOUNT #	ACCOUNT NAME	RATE	PCRF	BILL TYPE	SERVICE ADDRESS	TELEPHONE #
13416001	MATAGORDA COUNTY PCT 4	41	0.070000	0	COUNTY COMM.PREC.BARN HWY 35	(361) 588-6866

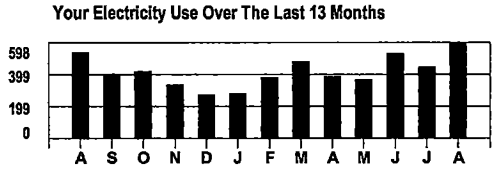
SERVICE PERIOD		NO. DAYS	READ TYPE	METER READING		METER NUMBER	MULT	KILOWATT USAGE	CHARGES
FROM	TO			PREVIOUS	PRESENT				
07/18/21	08/18/21	31	2	33033	33631	10329739	1	598	81.81

2 100W- HPS
 THANK YOU FOR YOUR PAYMENT 08/12/21
 PREVIOUS AMOUNT DUE -88.75
 TOTAL AMOUNT DUE 102.81

CF. Code 010-54410-615' K.H.

APPROVED COUNTY AUDITOR
JK JJ

COMPARISONS	DAYS SERVICE	KWH USED	AVG. KWH/DAY	COST PER DAY	TOTAL NOW DUE		
CURRENT BILLING PERIOD	31	598	19	2.64	\$102.81		
PREVIOUS BILLING PERIOD	30	450	15	2.26			
SAME PERIOD LAST YEAR	31	541	17	2.27			



****BALLOTS HAVE BEEN MAILED BE ON THE LOOKOUT****
****DON'T FORGET TO VOTE AND RETURN****

VISIT OUR WEBSITE AT: www.myjec.coop
DOWNLOAD THE JEC MOBILE APP FROM THE IOS APP STORE OR GOOGLE PLAY

RECEIVED
SEP 09 2021

Bill Type	Read Type
0 NORMAL	0 COMPUTER ESTIMATED
1 ESTIMATED	1 CONSUMER READ
2 MINIMUM ESTIMATED	2 COOP READ
3 MINIMUM	3 CHARGEABLE READ
4 FINAL	4 COOP READ - FIELD
5 PRORATED	5 NEW CONNECT
6 PRORATED MINIMUM	
7 BUDGET BILL	
8 WEATHERIZATION/CONTRACT	

BY: *DB*

370



✓ P.O. Box 1189
Edna, TX 77957-1189
Edna (361) 771-4400
Bay City (979) 245-3029

SEP 15 2021

Office Hours:
Monday - Friday
8:00 a.m. - 5:00 p.m.

ACCOUNT #	ACCOUNT NAME	RATE	PCRF	BILL TYPE	SERVICE ADDRESS	TELEPHONE #
SN. 13416002 / 18-21	MATAGORDA COUNTY PCT 4 ✓	41	0.070000	0	STH HWY 35 BARN	(361) 588-6866

SERVICE PERIOD		NO. DAYS	READ TYPE	METER READING		METER NUMBER	MULT	KILOWATT USAGE	CHARGES
FROM	TO			PREVIOUS	PRESENT				
07/18/21	08/18/21 ✓	31	2	108631 ✓	111173	10329769	1	2542	266.49


THANK YOU FOR YOUR PAYMENT 08/12/21
PREVIOUS AMOUNT DUE -250.63
TOTAL AMOUNT DUE 250.63
266.49

C.F. ✓
Code 010-54410-615' K.H.

APPROVED
COUNTY AUDITOR
JK

COMPARISONS	DAYS SERVICE	KWH USED	AVG. KWH/DAY	COST PER DAY	TOTAL NOW DUE		BILL IS DUE UPON RECEIPT
CURRENT BILLING PERIOD	31	2542	82	8.60	266.49		
PREVIOUS BILLING PERIOD	30	2375	79	8.35	CURRENT BILL PAST DUE AFTER	09/15/21	
SAME PERIOD LAST YEAR	31	2801	90	9.05	AFTER DUE DATE PAY		\$266.49

Your Electricity Use Over The Last 13 Months



****BALLOTS HAVE BEEN MAILED BE ON THE LOOKOUT****
****DON'T FORGET TO VOTE AND RETURN****

VISIT OUR WEBSITE AT: www.myjec.coop
DOWNLOAD THE JEC MOBILE APP FROM THE IOS APP STORE OR GOOGLE PLAY

- Bill Type
- 0 NORMAL
 - 1 ESTIMATED
 - 2 MINIMUM ESTIMATED
 - 3 MINIMUM
 - 4 FINAL
 - 5 PRORATED
 - 6 PRORATED MINIMUM
 - 7 BUDGET BILL
 - 8 WEATHERIZATION/CONTRACT

RECEIVED
SEP 09 2021

- Read Type
- 0 COMPUTER ESTIMATED
 - 1 CONSUMER READ
 - 2 COOP READ
 - 3 CHARGEABLE READ
 - 4 COOP READ - FIELD
 - 5 NEW CONNECT

BY: *DB*

2149

SEP 09 2021

TXU

VENDOR # 2149

ACCT# 100064844327

INV# 054752793457 INVOICE DATED 9/1/21 DESC JULY-AUG 2021

ADDRESS	ESI ID	METER #	SERV.	DATES	TOTAL	DEPT #
18 BAYVIEW MATAGORDA (JP#2)	10032789403973976	119711668	07/20/21	08/17/21	\$ 105.77	010-54410-462
190 AVE F MARKHAM (JP#4)	10032789461015050	163788084	07/21/21	08/18/21	\$ 97.17	010-54410-464
2200 7TH ST (CMOB)	10032789456726070	558785152	07/06/21	08/03/21	\$ 2,586.94	010-54410-508
ODLTS 2200 7TH ST (CMOB)	10032789456726071	7007055012SD	07/06/21	08/03/21	\$ 28.33	010-54410-508
ODLTS 2200 7TH ST (CMOB)	10032789456726072	7007055046SD	07/06/21	08/03/21	\$ 18.90	010-54410-508
1700 7TH ST (COURTHOUSE)	10032789496308881	558026869	07/30/21	08/29/21	\$ 6,227.29	010-54410-510
2004 KILOWATT DR (COURTHOUSE)	10032789431907311	122239665	07/26/21	08/23/21	\$ 43.37	010-54410-510
ODLTS 2004 KILOWATT (COURTHOUSE)	10032789495599911	7007151282SD	07/26/21	08/23/21	\$ 39.11	010-54410-510
2323 AVE E (JAIL)	10032789405892400	558782187	07/30/21	08/29/21	\$ 4,380.33	010-54410-512
ODLTS 2323 AVE E (JAIL)	10032789405892401	7006958123SD	07/30/21	08/29/21	\$ 13.95	010-54410-512
405 COMMERCE PALACIOS (JAIL)	10032789440808411	119430885	07/22/21	08/19/21	\$ 499.47	010-54410-512
2308 AVE F (S.O.)	10032789485567631	558782938	07/30/21	08/29/21	\$ 906.10	010-54410-560
MATAGORDA (TRANSFER ST)	10032789494278861	119431822	07/16/21	08/15/21	\$ 5.80	010-54410-595
EL MATON UNIT P43 (TRANSFER ST)	10032789482241440	122301621	07/13/21	08/10/21	\$ 15.99	010-54410-595
2604 NICHOLS AVE/CO BARN (PCT#1)	10032789459112270	122240792	07/08/21	08/05/21	\$ 247.19	010-54410-612
ODLTS NICHOLS AVE (PCT#1)	10032789485513550	7007116623SD	07/12/21	08/09/21	\$ 83.89	010-54410-612
ODLTS NICHOLS AVE (PCT#1)	10032789485513551	7007116651SD	07/28/21	08/25/21	\$ 18.58	010-54410-612
ODLTS NICHOLS AVE (PCT#1)	10032789485513552	7007116680SD	07/28/21	08/25/21	\$ 37.80	010-54410-612
HWY 60 OUTDOOR LTS(PCT#1)	10032789423558520	7006982603SD	07/23/21	08/22/21	\$ 17.59	010-54410-612
ODLTS 3520 NICHOLS AVE (PCT#1)	10032789479928771	7005770635SD	07/08/21	08/05/21	\$ 9.57	010-54410-612
17817 WOOD PLEDGER COMM CTR(PCT#1)	1008901015815710800100	190851001	07/16/21	08/15/21	\$ 60.20	010-54410-612
FISHER ST MATAGORDA (PCT#2)	10032789414370120	122332798	07/20/21	08/17/21	\$ 118.68	010-54410-613
OLD MAGNOLA/MATAGORDA (PCT#2)	10032789419199850	7006973193SD	07/20/21	08/17/21	\$ 9.40	010-54410-613
ST LTS FISHER MATAGORDA (PCT#2)	10032789427542180	122274251	07/20/21	08/17/21	\$ 5.80	010-54410-613
115 LAUREL MATAGORDA (PCT#2)	10032789495257641	120726105	07/20/21	08/17/21	\$ 13.98	010-54410-613
OLD SCHOOL MATAGORDA/PCT#2	10032789417127397	148896249	07/20/21	08/17/21	\$ 8.37	010-54410-613
MATAGORDA FIREMAN'S HALL (PCT#2)	10032789446568110	122330875	07/20/21	08/17/21	\$ 250.34	010-54410-613
SELKIRK FIRE DEPT (PCT#2)	10032789427413670	122279171	07/19/21	08/16/21	\$ 118.74	010-54410-613
25000 SH 35 (PCT#3)	10032789453394875	120730531	07/13/21	08/10/21	\$ 115.95	010-54410-614
25000 SH 35 UNIT P7 (PCT#3)	10032789474945241	122240914	07/13/21	08/10/21	\$ 39.41	010-54410-614
ODLTS 25000 SH 35 (PCT#3)	10032789474945242	7005712552SD	07/13/21	08/10/21	\$ 74.33	010-54410-614
BLESSING BALLPRK W UNIT (PCT#4)	10032789402787491	558783656	07/30/21	08/29/21	\$ 776.39	010-54410-615
ODLTS BLESSING PRK (PCT#4)	10032789402787492	7006972189SD	07/30/21	08/29/21	\$ 125.54	010-54410-615
MIDFIELD COMM CTR (PCT#4)	10032789459047060	157104699	07/06/21	08/03/21	\$ 43.04	010-54410-615
ODLTS MIDFIELD COMM CTR (PCT#4)	10032789459047061	7007074246SD	07/06/21	08/03/21	\$ 9.41	010-54410-615
ODLTS MIDFIELD FIRE ST (PCT#4)	10032789461418841	7007068113SD	07/06/21	08/03/21	\$ 13.30	010-54410-615
190 AVE F MARKHAM ANNEX (PCT#4)	10032789426253880	157911497	07/21/21	08/18/21	\$ 28.09	010-54410-615

TXU

ADDRESS	ESI ID	METER #	SERV.	DATES		DEPT #
BLESSING COMM CTR (PCT#4)	10032789461693260	161176296	07/30/21	08/29/21	\$ 225.86	010-54410-615
ST LTS BLESSING CC PAVILION (PCT#4)	10032789436470608	7005470886SD	07/28/21	08/25/21	\$ 17.59	010-54410-615
ODLTS BLESSING COMM CTR (PCT#4)	10032789461693261	7007074015SD	07/30/21	08/29/21	\$ 7.78	010-54410-615
MARKHAM COMM CTR (PCT#4)	10032789476839780	122330835	07/21/21	08/18/21	\$ 306.61	010-54410-615
ODLTS MARKHAM CC (PCT#4)	10032789476839781	7007105031OT	07/21/21	08/18/21	\$ 18.58	010-54410-615
HEFFINGER PRK LTS BLESSING (PCT#4)	10032789478079271	144074530	07/30/21	08/29/21	\$ 32.19	010-54410-615
ODLTS WATER WELL MIDFIELD (PCT#4)	10032789492176731	7007147859SD	07/06/21	08/03/21	\$ 13.91	010-54410-615
ODLTS BLESSING CC 932 (PCT#4)	10032789496744772	7007144530MV	07/29/21	08/26/21	\$ 12.58	010-54410-615
ODLTS BLESSING CC 935 (PCT#4)	10032789496744773	7005911722MV	07/29/21	08/26/21	\$ 42.57	010-54410-615
E END OF PRK BLESSING (PCT#4)	10032789497890130	119426810	07/30/21	08/29/21	\$ 7.90	010-54410-615
ST LTS BLESSING PRK (PCT#4)	10032789441468646	7005524968SD	07/28/21	08/25/21	\$ 38.50	010-54410-615
190 AVE F UNIT FIRESTATION MARKHAM (PCT#4)	10032789447564611	122291027	07/21/21	08/19/21	\$ 65.25	010-54410-615
RAWLS UNIT FIRESTATION MIDFIELD (PCT#4)	10032789433412700	136592656	07/06/21	08/03/21	\$ 221.91	010-54410-615
FM 521 PRK WADSWORTH (RIVER PRK)	10032789412055530	7006966354SD	07/20/21	08/17/21	\$ 49.98	010-54410-660
ODLTS FM 521 PRK WADSWORTH (RIVER PRK)	10032789420235651	7006991419SD	07/16/21	08/15/21	\$ 37.15	010-54410-660
ODLTS FM 521 PRK WADSWORTH (RIVER PRK)	10032789420235652	7005369954SD	07/16/21	08/15/21	\$ 18.58	010-54410-660
FM 521 PALACIOS (RIVER PARK)	10032789465240600	7005661310SD	07/28/21	08/25/21	\$ 18.58	010-54410-660
HOLDING PEN (FAIRGROUNDS)	10032789407891290	119433830	07/08/21	08/05/21	\$ 264.86	010-54410-661
CTR OF CARNIVAL (FAIRGROUNDS)	10032789419036321	125243718	07/08/21	08/05/21	\$ 6.53	010-54410-661
INDOOR ARENA (FAIRGROUNDS)	10032789419218250	122238922	07/08/21	08/05/21	\$ 1,003.44	010-54410-661
SHOW BARN/RV PARK (FAIRGROUNDS)	10032789443561762	590613354	07/08/21	08/05/21	\$ 54.43	010-54410-661
ODLTS HAMMAN RD (FAIRGROUNDS)	10032789443561763	7005516394SD	07/09/21	08/08/21	\$ 37.80	010-54410-661
OUTDOOR ARENA (FAIRGROUNDS)	10032789444026850	151900075	07/08/21	08/05/21	\$ 62.30	010-54410-661
HOME EC/MP BLDG (FAIRGROUNDS)	10032789474465420	558026845	07/08/21	08/05/21	\$ 497.92	010-54410-661
ODLTS NICHOLS RD (FAIRGROUNDS)	10032789480469090	7007112012SD	07/12/21	08/09/21	\$ 34.43	010-54410-661
FANS BACK OF ARENA (FAIRGROUNDS)	10032789499566851	119431781	07/08/21	08/05/21	\$ 171.54	010-54410-661
4511 FM 2668 UNIT 3 (FAIRGROUNDS)	10032789406762840	122331176	07/08/21	08/05/21	\$ 26.55	010-54410-661
FM 2668 UNIT 7 (FAIRGROUNDS)	10032789420166760	142588863	07/08/21	08/05/21	\$ 6.82	010-54410-661
ODLTS RIVERBEND MATAGORDA (MARINE)	10032789432664941	7006992918SD	07/20/21	08/17/21	\$ 18.58	010-54410-662
TOTAL:					\$20,514.83	

RECEIVED
SEP 08 2021

BY: *AB*

APPROVED
COUNTY AUDITOR

AB *KW*



Customer Name: MATAGORDA COUNTY
 Account Number: 100064844327
 Invoice Number: 054752793457
 Invoice Date: 09/01/2021

Account Summary

Previous Balance	Credits/Payments	Balance Forward	Current Charges	Amount Due	Due Date
\$20,721.22	\$20,721.22 CR	\$0:00	\$20,514.83	\$20,514.83	10/01/2021

See remaining pages for invoice details.

Customer Communications

Shelly Stov

RECEIVED
 SEP 08 2021

BY: *AB*

How to Contact Us

Account Service Manager

Robin Washington

Phone: (972) 232-8466

Email: robin.washington@txu.com

Customer Service: 1-866-898-3465 (8AM - 6PM M-F)

Power Outage Notification:

American Electric Power - 1-866-223-8508

CenterPoint Energy - 1-800-332-7143

REP Certificate: #10004

Please return this portion with your payment in the enclosed envelope. Make checks payable to TXU Energy. Do not include correspondence with your payment.

The TXU Energy AidSM program helps families in critical situations with bill payment assistance.

For Donations Only

One-time gift to TXU Energy AidSM program \$ _____

Recurring monthly donation to TXU Energy AidSM program \$ _____

Account Number:
100064844327

Amount Due	Due Date
\$20,514.83	10/01/2021

To ensure proper payment posting, please provide this number (100064844327) on all payments and send to the address directly below.

SP 07 000053 72773E 1 A**SNGLP



MATAGORDA COUNTY
 1700 7TH ST, RM 301
 BAY CITY TX 77414-5034



✓ TXU ENERGY
 PO BOX 650638
 DALLAS, TX 75265-0638

2110006484432700020514830000000000

Customer Name: MATAGORDA COUNTY
Account Number: 100064844327
Invoice Number: 054752793457
Invoice Date: 09/01/2021

Important Information

Your satisfaction is our top priority. Do you have feedback? Email us at txuexec@txu.com or write us at TXU Energy Executive Feedback, PO Box 650764, Dallas, TX 75265-0764. The amount billed may include price changes allowed by law or regulatory actions. See an unauthorized charge on your bill? Call us toll-free at 1-866-898-3465 (8AM - 6PM M-F), and we'll work to resolve any issues. If you're not satisfied with the resolution, you may file a complaint with the Public Utility Commission of Texas PO Box 13326, Austin, TX 78711-3326; (512)936-7120 or toll-free in Texas (888)782-8477. Hearing and speech-impaired individuals with text telephones (TTY) may contact the Public Utility Commission of Texas at (512)936-7136.

Account Summary Detail

Previous Balance		\$	20,721.22	
Credits/Payments				
Inc. Check Payment	08/26/2021	\$	20,721.22	CR
Subtotal		\$	<u>20,721.22</u>	CR
Balance Forward		\$	0.00	
Debits/Charges		\$	0.00	

10/27/2021 1:07 PM



Customer Name: MATAGORDA COUNTY
 Account Number: 100064844327
 Invoice Number: 054752793457
 Invoice Date: 09/01/2021

Account Summary

ESI ID Facility ID	Service Address	Start Service End Service	kWh Actual kW/kVA	Commercial TDU Charges	Commercial Taxes TDU Taxes	Total Charges	Flag
10032789496308881	1700 7TH ST BAY CITY, TX 77414-5080	07/30/2021 08/29/2021	109,440 211	\$4,228.00 \$1,999.29	\$0.00 \$0.00	\$6,227.29	
10032789456726070	2200 7TH ST BAY CITY, TX 77414-5254	07/06/2021 08/03/2021	36,320 103	\$1,403.16 \$1,183.78	\$0.00 \$0.00	\$2,586.94	
10032789456726072	2200 7TH ST UNIT FL BAY CITY, TX 77414-5254	07/06/2021 08/03/2021	155 -	\$5.99 \$12.91	\$0.00 \$0.00	\$18.90	
10032789456726071	2200 7TH ST UNIT FL BAY CITY, TX 77414-5254	07/06/2021 08/03/2021	208 -	\$8.03 \$20.30	\$0.00 \$0.00	\$28.33	
10032789485513551	NICHOLS AVE UNIT 400FLD2 BAY CITY, TX 77414	07/28/2021 08/25/2021	155 -	\$5.87 \$12.71	\$0.00 \$0.00	\$18.58	
10032789405892401	2323 AVENUE E BAY CITY, TX 77414-6001	07/30/2021 08/29/2021	104 -	\$4.02 \$9.93	\$0.00 \$0.00	\$13.95	
10032789405892400	2323 AVENUE E BAY CITY, TX 77414-6001	07/30/2021 08/29/2021	79,104 138	\$3,056.02 \$1,324.31	\$0.00 \$0.00	\$4,380.33	
10032789485567631	2308 AVENUE F BAY CITY, TX 77414-6045	07/30/2021 08/29/2021	15,040 34	\$581.03 \$325.07	\$0.00 \$0.00	\$906.10	
10032789419218250	4511 FM 2668 UNIT 1 BAY CITY, TX 77414-3991	07/08/2021 08/05/2021	10,560 48	\$399.83 \$603.61	\$0.00 \$0.00	\$1,003.44	
10032789474465420	4511 FM 2668 UNIT 2 BAY CITY, TX 77414-3991	07/08/2021 08/05/2021	3,600 31	\$136.31 \$361.61	\$0.00 \$0.00	\$497.92	
10032789406762840	4511 FM 2668 UNIT 3 BAY CITY, TX 77414-3991	07/08/2021 08/05/2021	- -	\$0.00 \$26.55	\$0.00 \$0.00	\$26.55	
10032789499566851	4511 FM 2668 UNIT 4 BAY CITY, TX 77414-3991	07/08/2021 08/05/2021	93 15	\$3.53 \$168.01	\$0.00 \$0.00	\$171.54	
10032789444026850	4511 FM 2668 UNIT 5 BAY CITY, TX 77414-3991	07/08/2021 08/05/2021	355 1	\$13.44 \$48.86	\$0.00 \$0.00	\$62.30	
10032789407891290	4511 FM 2668 UNIT 6 BAY CITY, TX 77414-3991	07/08/2021 08/05/2021	2,000 15	\$75.73 \$189.13	\$0.00 \$0.00	\$264.86	
10032789420166760	4511 FM 2668 UNIT 7 BAY CITY, TX 77414-3991	07/08/2021 08/05/2021	13 -	\$0.49 \$6.33	\$0.00 \$0.00	\$6.82	
10032789419036321	4511 FM 2668 UNIT 8 BAY CITY, TX 77414-3991	07/08/2021 08/05/2021	9 -	\$0.34 \$6.19	\$0.00 \$0.00	\$6.53	
10032789443561762	4511 FM 2668 UNIT 9 BAY CITY, TX 77414-3991	07/08/2021 08/05/2021	560 1	\$21.21 \$33.22	\$0.00 \$0.00	\$54.43	
10032789443561763	HAMMAN RD ODLT 400HPS AL BAY CITY, TX 77414	07/09/2021 08/08/2021	310 -	\$11.98 \$25.82	\$0.00 \$0.00	\$37.80	
10032789423558520	STATE HIGHWAY 60 STLG 250HPSA BAY CITY, TX 77414	07/23/2021 08/22/2021	104 -	\$3.94 \$13.65	\$0.00 \$0.00	\$17.59	
10032789431907311	2004 KILOWATT DR BAY CITY, TX 77414-3165	07/26/2021 08/23/2021	69 2	\$2.66 \$40.71	\$0.00 \$0.00	\$43.37	E
10032789495599911	2004 KILOWATT DR UNIT FL BAY CITY, TX 77414-3165	07/26/2021 08/23/2021	367 -	\$14.17 \$24.94	\$0.00 \$0.00	\$39.11	
10032789459112270	2604 NICHOLS AVE BAY CITY, TX 77414-6958	07/08/2021 08/05/2021	2,835 11	\$109.52 \$137.67	\$0.00 \$0.00	\$247.19	
10032789479928771	3588 1/2 NICHOLS AVE BAY CITY, TX 77414-7383	07/08/2021 08/05/2021	57 -	\$2.19 \$7.38	\$0.00 \$0.00	\$9.57	
10032789485513550	NICHOLS AVE UNIT 250HPSA BAY CITY, TX 77414	07/12/2021 08/09/2021	520 -	\$20.08 \$63.81	\$0.00 \$0.00	\$83.89	
10032789485513552	NICHOLS AVE UNIT 400FLD1 BAY CITY, TX 77414	07/28/2021 08/25/2021	310 -	\$11.98 \$25.82	\$0.00 \$0.00	\$37.80	
10032789480469090	NICHOLS RD UNIT 250HPSA BAY CITY, TX 77414	07/12/2021 08/09/2021	208 -	\$8.03 \$26.40	\$0.00 \$0.00	\$34.43	

000003 2/25

Customer Name: MATAGORDA COUNTY
Account Number: 100064844327
Invoice Number: 054752793457
Invoice Date: 09/01/2021

ESI ID Facility ID	Service Address	Start Service End Service	kWh Actual kW/kVA	Commercial TDU Charges	Commercial Taxes TDU Taxes	Total Charges	Flag
10032789461693261	FM 616 W BLESSING, TX 77419	07/30/2021 08/29/2021	39 -	\$1.47 \$6.31	\$0.00 \$0.00	\$7.78	
10032789402787492	FM 616 W STLG 250HPS BLESSING, TX 77419	07/30/2021 08/29/2021	832 -	\$31.50 \$94.04	\$0.00 \$0.00	\$125.54	
10032789478079271	AVENUE C UNIT PRKLITE BLESSING, TX 77419	07/30/2021 08/29/2021	339 3	\$12.83 \$19.36	\$0.00 \$0.00	\$32.19	
10032789436470608	139 FM 616 W STLG 250HPS BLESSING, TX 77419	07/28/2021 08/25/2021	104 -	\$3.94 \$13.65	\$0.00 \$0.00	\$17.59	
10032789461693260	FM 616 W UNIT COUNTY BLESSING, TX 77419	07/30/2021 08/29/2021	1,020 17	\$38.62 \$187.24	\$0.00 \$0.00	\$225.86	
10032789402787491	560 FM 616 W UNIT PARK BLESSING, TX 77419	07/30/2021 08/29/2021	1,728 67	\$65.43 \$710.96	\$0.00 \$0.00	\$776.39	
10032789497890130	201 FM 616 W UNIT SEWLIFT BLESSING, TX 77419	07/30/2021 08/29/2021	27 -	\$1.02 \$6.88	\$0.00 \$0.00	\$7.90	
10032789496744773	935 STREETLIGHT STLG 400MV BLESSING, TX 77419	07/29/2021 08/26/2021	290 -	\$10.98 \$31.59	\$0.00 \$0.00	\$42.57	
10032789496744772	932 STREETLIGHT UNIT 175MV BLESSING, TX 77419	07/29/2021 08/26/2021	70 -	\$2.65 \$9.93	\$0.00 \$0.00	\$12.58	
10032789482241440	FM 459 UNIT P43 EL MATON, TX 77440	07/13/2021 08/10/2021	127 -	\$4.81 \$11.18	\$0.00 \$0.00	\$15.99	
10032789476839781	190 AVENUE F ODLT 400HPS MARKHAM, TX 77456	07/21/2021 08/18/2021	155 -	\$5.87 \$12.71	\$0.00 \$0.00	\$18.58	
10032789426253880	190 AVENUE F UNIT ANNEX MARKHAM, TX 77456	07/21/2021 08/18/2021	278 3	\$10.53 \$17.56	\$0.00 \$0.00	\$28.09	
10032789476839780	190 AVENUE F UNIT COMM CNT MARKHAM, TX 77456	07/21/2021 08/18/2021	2,817 16	\$106.66 \$199.95	\$0.00 \$0.00	\$306.61	
10032789487564611	190 AVENUE F UNIT FIRESTA MARKHAM, TX 77456	07/21/2021 08/19/2021	741 -	\$28.06 \$37.19	\$0.00 \$0.00	\$65.25	
10032789461015050	190 AVENUE F UNIT JP OFF MARKHAM, TX 77456	07/21/2021 08/18/2021	1,139 -	\$43.12 \$54.05	\$0.00 \$0.00	\$97.17	
10032789427413670	1203 COUNTY ROAD 243 UNIT FIRESTA MATAGORDA, TX 77457	07/19/2021 08/16/2021	910 6	\$34.46 \$84.28	\$0.00 \$0.00	\$118.74	
10032789403973976	18 COUNTY ROAD 252 MATAGORDA, TX 77457	07/20/2021 08/17/2021	1,246 5	\$47.18 \$58.59	\$0.00 \$0.00	\$105.77	
10032789427542180	414 FISHER MATAGORDA, TX 77457	07/20/2021 08/17/2021	- -	\$0.00 \$5.80	\$0.00 \$0.00	\$5.80	
10032789494278861	OLD GULF RD UNIT STATION COLLECT STA MATAGORDA, TX 77457	07/16/2021 08/15/2021	- -	\$0.00 \$5.80	\$0.00 \$0.00	\$5.80	
10032789495257641	115 LAUREL MATAGORDA, TX 77457	07/20/2021 08/17/2021	102 1	\$3.87 \$10.11	\$0.00 \$0.00	\$13.98	
10032789417127397	772 LAUREL SEASONAL METER MATAGORDA, TX 77457	07/20/2021 08/17/2021	32 -	\$1.21 \$7.16	\$0.00 \$0.00	\$8.37	
10032789419199850	MAGNOLIA ST ODLT 150HPS MATAGORDA, TX 77457	07/20/2021 08/17/2021	57 -	\$2.15 \$7.25	\$0.00 \$0.00	\$9.40	
10032789414370120	487 MAGNOLIA ST UNIT COUNTY MATAGORDA, TX 77457	07/20/2021 08/17/2021	1,407 7	\$53.27 \$65.41	\$0.00 \$0.00	\$118.68	
10032789446568110	637 MARKET ST UNIT FIRESTA MATAGORDA, TX 77457	07/20/2021 08/17/2021	1,842 15	\$69.75 \$180.59	\$0.00 \$0.00	\$250.34	
10032789432664941	2 RIVER BEND ODLT 400HPS MATAGORDA, TX 77457	07/20/2021 08/17/2021	155 -	\$5.87 \$12.71	\$0.00 \$0.00	\$18.58	



Customer Name: MATAGORDA COUNTY
Account Number: 100064844327
Invoice Number: 054752793457
Invoice Date: 09/01/2021

ESI ID Facility ID	Service Address	Start Service End Service	kWh Actual kW/kVA	Commercial TDU Charges	Commercial Taxes TDU Taxes	Total Charges	Flag
10032789492176731	HIGHWAY 111 ODL MIDFIELD, TX 77458	07/06/2021 08/03/2021	104 -	\$3.94 \$9.97	\$0.00 \$0.00	\$13.91	
10032789459047060	110 JUNETTA AVE MIDFIELD, TX 77458	07/06/2021 08/03/2021	98 2	\$3.71 \$39.33	\$0.00 \$0.00	\$43.04	
10032789459047061	110 JUNETTA ODLT 150HPS AL MIDFIELD, TX 77458	07/06/2021 08/03/2021	57 -	\$2.16 \$7.25	\$0.00 \$0.00	\$9.41	
10032789461418841	RAWLS ODL MIDFIELD, TX 77458	07/06/2021 08/03/2021	104 -	\$3.94 \$9.36	\$0.00 \$0.00	\$13.30	
10032789433412700	RAWLS UNIT FIRESTA MIDFIELD, TX 77458	07/06/2021 08/03/2021	2,624 8	\$99.36 \$122.55	\$0.00 \$0.00	\$221.91	
10032789441468646	955 STREETLIGHT STLG MIDFIELD, TX 77458	07/28/2021 08/25/2021	367 -	\$13.89 \$24.61	\$0.00 \$0.00	\$38.50	
10032789465240600	FM 521 ODLT 400HPS PALACIOS, TX 77465	07/28/2021 08/25/2021	155 -	\$5.87 \$12.71	\$0.00 \$0.00	\$18.58	
10032789440808411	405 COMMERCE ST PALACIOS, TX 77465-5468	07/22/2021 08/19/2021	6,535 17	\$250.10 \$249.37	\$0.00 \$0.00	\$499.47	
10032789474945242	25000 STATE HIGHWAY 35 S PALACIOS, TX 77465-1920	07/13/2021 08/10/2021	620 -	\$23.48 \$50.85	\$0.00 \$0.00	\$74.33	
10032789453394875	25000 STATE HIGHWAY 35 S UNIT OFFIC PALACIOS, TX 77465-1920	07/13/2021 08/10/2021	1,373 7	\$51.99 \$63.96	\$0.00 \$0.00	\$115.95	
10032789474945241	25000 STATE HIGHWAY 35 S UNIT P7 PALACIOS, TX 77465-1920	07/13/2021 08/10/2021	419 5	\$15.87 \$23.54	\$0.00 \$0.00	\$39.41	
1008901015815710800100	17817 WOOD PLEDGER, TX 77468-0000	07/16/2021 08/15/2021	455 4	\$17.23 \$42.97	\$0.00 \$0.00	\$60.20	
10032789412055530	FM 521 UNIT RR PARK WADSWORTH, TX 77483	07/20/2021 08/17/2021	312 -	\$11.81 \$38.17	\$0.00 \$0.00	\$49.98	
10032789420235651	2000 FM 521 ODLT 400HPS UNIT RR PARK WADSWORTH, TX 77483	07/16/2021 08/15/2021	310 -	\$11.74 \$25.41	\$0.00 \$0.00	\$37.15	
10032789420235652	2001 FM 521 ODLT 400HPS UNIT RR PARK WADSWORTH, TX 77483	07/16/2021 08/15/2021	155 -	\$5.87 \$12.71	\$0.00 \$0.00	\$18.58	

\$20,514.83

Flag Key

F - Final Bill

A - Adjusted Period

E - Estimated

Debits

-

Current Charges

\$20,514.83

Customer Name: MATAGORDA COUNTY
 Account Number: 100064844327
 Invoice Number: 054752793457
 Invoice Date: 09/01/2021

510

ESI ID Detail:

Service Address: 1700 7TH ST BAY CITY, TX 77414-5080
 Product: Fixed Price

ESI ID: 10032789496308881

Meter ID	Days	Read Type	Previous Read Date	Previous Meter Read	Current Read Date	Current Meter Read	Multiplier	Usage (kWh)	Actual kW/kVA	Billed kW/kVA
558026869	31	Actual	07/30/2021	✓ 38,921	08/29/2021	39,491	192.00	109,440	211	211
TOTAL								109,440	211	211

Electric Service Commercial

Service Period: 07/30/2021 to 08/29/2021 ✓

TXU Energy Fixed Price

Base Usage 109,440 kWh @ \$ 0.0377995 \$4,136.78
 PUC Assessment \$6.92
 Gross Receipts Reimb \$84.30

Total Commercial Charges \$4,228.00

Electric Service Distribution

Service Period: 07/30/2021 to 08/29/2021

Base Charge \$2.02
 Meter Charge \$12.67
 Distribution System Charge 211.4 kW @ \$ 4.869 \$1,029.31
 Transmission Cost Recov Factor 211.4 kW @ \$ 4.24847 \$898.13
 Distribution Cost Recovery 211.4 kW @ \$ 0.402209 \$85.03
 Electricity Relief Program 109,440 kWh @ \$ 0.00033 \$36.12
 Transition Charge (TC2) 211.4 kW @ \$ 2.134918 \$451.32 CR
 Transition Charge (TC3) 211.4 kW @ \$ 0.865683 \$183.01
 Storm Recovery Charge 211.4 kW @ \$ 0.304971 \$64.47
 Storm Recovery Tax Credit 211.4 kW @ \$ 0.022188 \$4.69 CR
 Regulatory Asset Recovery 211.4 kW @ \$ 0.052535 \$11.11
 Energy Efficiency 109,440 kWh @ \$ 0.000792 \$86.68
 PUC Assessment \$3.55
 Gross Receipts Reimb \$43.20

Total Distribution Charges \$1,999.29

TOTAL CHARGES FOR ESI ID \$6,227.29 ✓

09/01/2021 10:00:00 AM





Customer Name: MATAGORDA COUNTY
 Account Number: 100064844327
 Invoice Number: 054752793457
 Invoice Date: 09/01/2021

ESI ID Detail:

Service Address:
 Product:

508

2200 7TH ST BAY CITY, TX 77414-5254
 Fixed Price

ESI ID: 10032789456726070

Meter ID	Days	Read Type	Previous Read Date	Previous Meter Read	Current Read Date	Current Meter Read	Multiplier	Usage (kWh)	Actual kW/kVA	Billed kW/kVA
558785152	29	Actual	07/06/2021	✓ 58,017	08/03/2021	58,925	40.00	36,320	103	103
TOTAL								36,320	103	103

Electric Service Commercial

Service Period: 07/06/2021 to 08/03/2021 ✓

TXU Energy Fixed Price

Base Usage	36,320 kWh @	\$ 0.0377995	\$1,372.88
PUC Assessment			\$2.30
Gross Receipts Reimb			\$27.98

Total Commercial Charges \$1,403.16

Electric Service Distribution

Service Period: 07/06/2021 to 08/03/2021

Base Charge			\$2.02
Meter Charge			\$12.67
Distribution System Charge	102.9 kW @	\$ 4.869	\$501.02
Transmission Cost Recov Factor	102.9 kW @	\$ 4.24847	\$437.17
Distribution Cost Recovery	102.9 kW @	\$ 0.402209	\$41.39
Electricity Relief Program	36,320 kWh @	\$ 0.00033	\$11.99
Transition Charge (TC3)	102.9 kW @	\$ 0.865683	\$89.08
Storm Recovery Charge	102.9 kW @	\$ 0.335055	\$34.48
Storm Recovery Tax Credit	102.9 kW @	\$ 0.02764	\$2.84 CR
Regulatory Asset Recovery	102.9 kW @	\$ 0.052535	\$5.41
Energy Efficiency	36,320 kWh @	\$ 0.000792	\$28.77
PUC Assessment			\$1.72
Gross Receipts Reimb			\$20.90

Total Distribution Charges \$1,183.78

TOTAL CHARGES FOR ESI ID \$2,586.94 ✓

Customer Name: MATAGORDA COUNTY
 Account Number: 100064844327
 Invoice Number: 054752793457
 Invoice Date: 09/01/2021

ESI ID Detail:

Service Address:

Product:

508

2200 7TH ST UNIT FL BAY CITY, TX 77414-5254
 Fixed Price

ESI ID: 10032789456726072

Meter ID	Days	Read Type	Previous Read Date	Previous Meter Read	Current Read Date	Current Meter Read	Multiplier	Usage (kWh)	Actual kW/kVA	Billed kW/kVA
7007055046SD	29	Actual	07/06/2021	0	08/03/2021	✓ 155	1.00	155	-	-
TOTAL								155	0	0

Electric Service Commercial

Service Period: 07/06/2021 to 08/03/2021 ✓

TXU Energy Fixed Price

Base Usage	155 kWh @	\$ 0.0377995	\$5.86
PUC Assessment			\$0.01
Gross Receipts Reimb			\$0.12

Total Commercial Charges	\$5.99
---------------------------------	---------------

Electric Service Distribution

Service Period: 07/06/2021 to 08/03/2021

Outdoor Lighting - Facilities		\$5.26
Distribution System Charge	155 kWh @	\$ 0.0210968 \$3.27
Transmission Cost Recov Factor	155 kWh @	\$ 0.0063226 \$0.98
Distribution Cost Recovery	155 kWh @	\$ 0.0034194 \$0.53
Electricity Relief Program	155 kWh @	\$ 0.0003226 \$0.05
Transition Charge (TC3)	155 kWh @	\$ 0.0087097 \$1.35
Storm Recovery Charge	155 kWh @	\$ 0.0085161 \$1.32
Storm Recovery Tax Credit	155 kWh @	\$ 0.0007097 \$0.11 CR
Regulatory Asset Recovery	155 kWh @	\$ 0.0002581 \$0.04
PUC Assessment		\$0.02
Gross Receipts Reimb		\$0.20

Total Distribution Charges	\$12.91
-----------------------------------	----------------

TOTAL CHARGES FOR ESI ID	\$18.90 ✓
---------------------------------	------------------



Customer Name: MATAGORDA COUNTY
 Account Number: 100064844327
 Invoice Number: 054752793457
 Invoice Date: 09/01/2021

ESI ID Detail:

508

Service Address:
 Product:

2200 7TH ST UNIT FL BAY CITY, TX 77414-5254
 Fixed Price

ESI ID: 10032789456726071

Meter ID	Days	Read Type	Previous Read Date	Previous Meter Read	Current Read Date	Current Meter Read	Multiplier	Usage (kWh)	Actual kW/kVA	Billed kW/kVA
7007055012SD	29	Actual	07/06/2021	0	08/03/2021	✓ 208	1.00	208	-	-
TOTAL								208	0	0

Electric Service Commercial

Service Period: 07/06/2021 to 08/03/2021 ✓

TXU Energy Fixed Price

Base Usage	208 kWh @	\$ 0.0377995	\$7.86
PUC Assessment			\$0.01
Gross Receipts Reimb			\$0.16

Total Commercial Charges \$8.03

Electric Service Distribution

Service Period: 07/06/2021 to 08/03/2021

Outdoor Lighting - Facilities		\$9.96
Distribution System Charge	208 kWh @	\$ 0.0210577 \$4.38
Transmission Cost Recov Factor	208 kWh @	\$ 0.0062981 \$1.31
Distribution Cost Recovery	208 kWh @	\$ 0.0034135 \$0.71
Electricity Relief Program	208 kWh @	\$ 0.0003365 \$0.07
Transition Charge (TC3)	208 kWh @	\$ 0.00875 \$1.82
Storm Recovery Charge	208 kWh @	\$ 0.0085096 \$1.77
Storm Recovery Tax Credit	208 kWh @	\$ 0.0006731 \$0.14 CR
Regulatory Asset Recovery	208 kWh @	\$ 0.0002885 \$0.06
PUC Assessment		\$0.03
Gross Receipts Reimb		\$0.33

Total Distribution Charges \$20.30

TOTAL CHARGES FOR ESI ID \$28.33 ✓

Customer Name: MATAGORDA COUNTY
 Account Number: 100064844327
 Invoice Number: 054752793457
 Invoice Date: 09/01/2021

ESI ID Detail:

6612

Service Address:
 Product:

NICHOLS AVE UNIT 400FLD2 BAY CITY, TX 77414
 Fixed Price

ESI ID: 10032789485513551

Meter ID	Days	Read Type	Previous Read Date	Previous Meter Read	Current Read Date	Current Meter Read	Multiplier	Usage (kWh)	Actual kW/kVA	Billed kW/kVA
7007116651SD	29	Actual	07/28/2021	0	08/25/2021	✓ 155	1.00	155	-	-
TOTAL								155	0	0

Electric Service Commercial

Service Period: 07/28/2021 to 08/25/2021 ✓
 TXU Energy Fixed Price

Base Usage 155 kWh @ \$ 0.0377995 \$5.86
 PUC Assessment \$0.01

Total Commercial Charges \$5.87

Electric Service Distribution

Service Period: 07/28/2021 to 08/25/2021

Outdoor Lighting - Facilities \$5.26
 Distribution System Charge 155 kWh @ \$ 0.0210968 \$3.27
 Transmission Cost Recov Factor 155 kWh @ \$ 0.0063226 \$0.98
 Distribution Cost Recovery 155 kWh @ \$ 0.0034194 \$0.53
 Electricity Relief Program 155 kWh @ \$ 0.0003226 \$0.05
 Transition Charge (TC3) 155 kWh @ \$ 0.0087097 \$1.35
 Storm Recovery Charge 155 kWh @ \$ 0.0085161 \$1.32
 Storm Recovery Tax Credit 155 kWh @ \$ 0.0007097 \$0.11 CR
 Regulatory Asset Recovery 155 kWh @ \$ 0.0002581 \$0.04
 PUC Assessment \$0.02

Total Distribution Charges \$12.71

TOTAL CHARGES FOR ESI ID \$18.58 ✓



Customer Name: MATAGORDA COUNTY
 Account Number: 100064844327
 Invoice Number: 054752793457
 Invoice Date: 09/01/2021

ESI ID Detail:

Service Address:
 Product:

512

2323 AVENUE E BAY CITY, TX 77414-6001
 Fixed Price

ESI ID: 10032789405892401

Meter ID	Days	Read Type	Previous Read Date	Previous Meter Read	Current Read Date	Current Meter Read	Multiplier	Usage (kWh)	Actual kW/kVA	Billed kW/kVA
7006958123SD	31	Actual	07/30/2021	0	08/29/2021	✓ 104	1.00	104	-	-
TOTAL								104	0	0

Electric Service Commercial

Service Period: 07/30/2021 to 08/29/2021 ✓

TXU Energy Fixed Price

Base Usage	104 kWh @	\$ 0.0377995	\$3.93
PUC Assessment			\$0.01
Gross Receipts Reimb			\$0.08

Total Commercial Charges \$4.02

Electric Service Distribution

Service Period: 07/30/2021 to 08/29/2021

Outdoor Lighting - Facilities			\$4.98
Distribution System Charge	104 kWh @	\$ 0.0210577	\$2.19
Transmission Cost Recov Factor	104 kWh @	\$ 0.0063462	\$0.66
Distribution Cost Recovery	104 kWh @	\$ 0.0033654	\$0.35
Electricity Relief Program	104 kWh @	\$ 0.0002885	\$0.03
Transition Charge (TC2)	104 kWh @	\$ 0.0018269	\$0.19 CR
Transition Charge (TC3)	104 kWh @	\$ 0.00875	\$0.91
Storm Recovery Charge	104 kWh @	\$ 0.0082692	\$0.86
Storm Recovery Tax Credit	104 kWh @	\$ 0.0006731	\$0.07 CR
Regulatory Asset Recovery	104 kWh @	\$ 0.0002885	\$0.03
PUC Assessment			\$0.01
Gross Receipts Reimb			\$0.17

Total Distribution Charges \$9.93

TOTAL CHARGES FOR ESI ID \$13.95 ✓

Customer Name: MATAGORDA COUNTY
 Account Number: 100064844327
 Invoice Number: 054752793457
 Invoice Date: 09/01/2021

512

ESI ID Detail:

Service Address:

2323 AVENUE E BAY CITY, TX 77414-6001

ESI ID: 10032789405892400

Product:

Fixed Price

Meter ID	Days	Read Type	Previous Read Date	Previous Meter Read	Current Read Date	Current Meter Read	Multiplier	Usage (kWh)	Actual kW/kVA	Billed kW/kVA
558782187	31	Actual	07/30/2021	✓ 33,802	08/29/2021	34,214	192.00	79,104	138	139
TOTAL								79,104	138	139

Electric Service Commercial

Service Period: 07/30/2021 to 08/29/2021 ✓

TXU Energy Fixed Price

Base Usage	79,104 kWh @	\$ 0.0377995	\$2,990.09
PUC Assessment			\$5.00
Gross Recelpts Reimb			\$60.93

Total Commercial Charges	\$3,056.02
---------------------------------	-------------------

Electric Service Distribution

Service Period: 07/30/2021 to 08/29/2021

Base Charge		\$2.02
Meter Charge		\$12.67
Distribution System Charge	138.6 kW @	\$ 4.869 \$674.84
Transmision Cost Recov Factor	138.6 kW @	\$ 4.24847 \$588.84
Distribution Cost Recovery	138.6 kW @	\$ 0.402209 \$55.75
Electricity Relief Program	79,104 kWh @	\$ 0.00033 \$26.10
Transltion Charge (TC2)	138.6 kW @	\$ 2.134918 \$295.90 CR
Transltion Charge (TC3)	138.6 kW @	\$ 0.865683 \$119.98
Storm Recovery Charge	138.6 kW @	\$ 0.304971 \$42.27
Storm Recovery Tax Credit	138.6 kW @	\$ 0.022188 \$3.08 CR
Regulatory Asset Recovery	138.6 kW @	\$ 0.052535 \$7.28
Energy Efficiency	79,104 kWh @	\$ 0.000792 \$62.65
PUC Assessment		\$2.34
Gross Recelpts Reimb		\$28.55

Total Distribution Charges	\$1,324.31
-----------------------------------	-------------------

TOTAL CHARGES FOR ESI ID	\$4,380.33 ✓
---------------------------------	---------------------



Customer Name: MATAGORDA COUNTY
 Account Number: 100064844327
 Invoice Number: 054752793457
 Invoice Date: 09/01/2021

ESI ID Detail:

560

Service Address:

2308 AVENUE F BAY CITY, TX 77414-6045

ESI ID: 10032789485567631

Product:

Fixed Price

Meter ID	Days	Read Type	Previous Read Date	Previous Meter Read	Current Read Date	Current Meter Read	Multiplier	Usage (kWh)	Actual kW/kVA	Billed kW/kVA
558782938	31	Actual	07/30/2021	✓ 16,713	08/29/2021	16,901	80.00	15,040	34	33
TOTAL								15,040	34	33

Electric Service Commercial

Service Period: 07/30/2021 to 08/29/2021 ✓

TXU Energy Fixed Price

Base Usage	15,040 kWh @	\$ 0.0377995	\$568.50
PUC Assessment			\$0.95
Gross Receipts Reimb			\$11.58

Total Commercial Charges	\$581.03
---------------------------------	-----------------

Electric Service Distribution

Service Period: 07/30/2021 to 08/29/2021

Base Charge		\$2.02
Meter Charge		\$12.67
Distribution System Charge	33.3 kW @	\$ 4.869 \$162.14
Transmission Cost Recov Factor	33.3 kW @	\$ 4.24847 \$141.47
Distribution Cost Recovery	33.3 kW @	\$ 0.402209 \$13.39
Electricity Relief Program	15,040 kWh @	\$ 0.00033 \$4.96
Transition Charge (TC2)	33.3 kW @	\$ 2.134918 \$71.09 CR
Transition Charge (TC3)	33.3 kW @	\$ 0.865683 \$28.83
Storm Recovery Charge	33.3 kW @	\$ 0.304971 \$10.16
Storm Recovery Tax Credit	33.3 kW @	\$ 0.022188 \$0.74 CR
Regulatory Asset Recovery	33.3 kW @	\$ 0.052535 \$1.75
Energy Efficiency	15,040 kWh @	\$ 0.000792 \$11.91
PUC Assessment		\$0.58
Gross Receipts Reimb		\$7.02

Total Distribution Charges	\$325.07
-----------------------------------	-----------------

TOTAL CHARGES FOR ESI ID	\$906.10 ✓
---------------------------------	-------------------

Customer Name: MATAGORDA COUNTY
 Account Number: 100064844327
 Invoice Number: 054752793457
 Invoice Date: 09/01/2021

ESI ID Detail:

661

Service Address:
 Product:

4511 FM 2668 UNIT 1 BAY CITY, TX 77414-3991
 Fixed Price

ESI ID: 10032789419218250

Meter ID	Days	Read Type	Previous Read Date	Previous Meter Read	Current Read Date	Current Meter Read	Multiplier	Usage (kWh)	Actual kW/kVA	Billed kW/kVA
122238922	29	Actual	07/08/2021	✓ 1,435	08/05/2021	1,501	160.00	10,560	48	47
TOTAL								10,560	48	47

Electric Service Commercial

Service Period: 07/08/2021 to 08/05/2021 ✓

TXU Energy Fixed Price

Base Usage

10,560 kWh @ \$ 0.0377995

\$399.16

PUC Assessment

\$0.67

Total Commercial Charges \$399.83

Electric Service Distribution

Service Period: 07/08/2021 to 08/05/2021

Base Charge

\$2.02

Meter Charge

\$12.67

Distribution System Charge

47.2 kW @ \$ 4.869

\$229.82

Transmission Cost Recov Factor

47.2 kW @ \$ 4.24847

\$200.53

Distribution Cost Recovery

47.2 kW @ \$ 0.402209

\$18.98

Electricity Relief Program

10,560 kWh @ \$ 0.00033

\$3.48

Transition Charge (TC3)

10,560 kWh @ \$ 0.00874

\$92.29

Storm Recovery Charge

104.7 kW @ \$ 0.335055

\$35.08

Storm Recovery Tax Credit

104.7 kW @ \$ 0.02764

\$2.89 CR

Regulatory Asset Recovery

47.2 kW @ \$ 0.052535

\$2.48

Energy Efficiency

10,560 kWh @ \$ 0.000792

\$8.36

PUC Assessment

\$0.79

Total Distribution Charges \$603.61

TOTAL CHARGES FOR ESI ID \$1,003.44 ✓



Customer Name: MATAGORDA COUNTY
 Account Number: 100064844327
 Invoice Number: 054752793457
 Invoice Date: 09/01/2021

ESI ID Detail:

Service Address:
 Product:

661

4511 FM 2668 UNIT 2 BAY CITY, TX 77414-3991
 Fixed Price

ESI ID: 10032789474465420

Meter ID	Days	Read Type	Previous Read Date	Previous Meter Read	Current Read Date	Current Meter Read	Multiplier	Usage (kWh)	Actual kW/kVA	Billed kW/kVA
558026845	29	Actual	07/08/2021	✓ 3,857	08/05/2021	3,902	80.00	3,600	31	31
TOTAL								3,600	31	31

Electric Service Commercial

Service Period: 07/08/2021 to 08/05/2021 ✓

TXU Energy Fixed Price

Base Usage 3,600 kWh @ \$ 0.0377995 \$136.08
 PUC Assessment \$0.23

Total Commercial Charges \$136.31

Electric Service Distribution

Service Period: 07/08/2021 to 08/05/2021

Base Charge \$2.02
 Meter Charge \$12.67
 Distribution System Charge 31.2 kW @ \$ 4.869 \$151.91
 Transmission Cost Recov Factor 31.2 kW @ \$ 4.24847 \$132.55
 Distribution Cost Recovery 31.2 kW @ \$ 0.402209 \$12.55
 Electricity Relief Program 3,600 kWh @ \$ 0.00033 \$1.19
 Transition Charge (TC3) 3,600 kWh @ \$ 0.00874 \$31.46
 Storm Recovery Charge 39.8 kW @ \$ 0.335055 \$13.34
 Storm Recovery Tax Credit 39.8 kW @ \$ 0.02764 \$1.10 CR
 Regulatory Asset Recovery 31.2 kW @ \$ 0.052535 \$1.64
 Energy Efficiency 3,600 kWh @ \$ 0.000792 \$2.85
 PUC Assessment \$0.53

Total Distribution Charges \$361.61

TOTAL CHARGES FOR ESI ID \$497.92 ✓

Customer Name: MATAGORDA COUNTY
 Account Number: 100064844327
 Invoice Number: 054752793457
 Invoice Date: 09/01/2021

661

ESI ID Detail:

Service Address:

4511 FM 2668 UNIT 3 BAY CITY, TX 77414-3991

ESI ID: 10032789406762840

Product:

Fixed Price

Meter ID	Days	Read Type	Previous Read Date	Previous Meter Read	Current Read Date	Current Meter Read	Multiplier	Usage (kWh)	Actual kW/kVA	Billed kW/kVA
122331176	29	Actual	07/08/2021	✓ 37,578	08/05/2021	37,578	1.00	0	0	0
TOTAL								0	0	0

Electric Service Commercial

Service Period: 07/08/2021 to 08/05/2021 ✓

TXU Energy Fixed Price

No Usage

\$0.00

Total Commercial Charges	\$0.00
---------------------------------	---------------

Electric Service Distribution

Service Period: 07/08/2021 to 08/05/2021

Base Charge

\$2.02

Meter Charge

\$12.67

Transition Charge (TC3)

10.1 kW @ \$ 0.865683

\$8.74

Storm Recovery Charge

10.1 kW @ \$ 0.335055

\$3.38

Storm Recovery Tax Credit

10.1 kW @ \$ 0.02764

\$0.28 CR

PUC Assessment

\$0.02

Total Distribution Charges	\$26.55
-----------------------------------	----------------

TOTAL CHARGES FOR ESI ID	\$26.55 ✓
---------------------------------	------------------



Customer Name: MATAGORDA COUNTY
 Account Number: 100064844327
 Invoice Number: 054752793457
 Invoice Date: 09/01/2021

661

ESI ID Detail:

Service Address:
 Product:

4511 FM 2668 UNIT 4 BAY CITY, TX 77414-3991
 Fixed Price

ESI ID: 10032789499566851

Meter ID	Days	Read Type	Previous Read Date	Previous Meter Read	Current Read Date	Current Meter Read	Multiplier	Usage (kWh)	Actual kW/kVA	Billed kW/kVA
119431781	29	Actual	07/08/2021	✓ 18,721	08/05/2021	18,814	1.00	93	15	15
TOTAL								93	15	15

Electric Service Commercial

Service Period: 07/08/2021 to 08/05/2021 ✓

TXU Energy Fixed Price

Base Usage

93 kWh @ \$ 0.0377995 \$3.52

PUC Assessment

\$0.01

Total Commercial Charges \$3.53

Electric Service Distribution

Service Period: 07/08/2021 to 08/05/2021

Base Charge

\$2.02

Meter Charge

\$12.67

Distribution System Charge

15.4 kW @ \$ 4.869 \$74.98

Transmission Cost Recov Factor

15.4 kW @ \$ 4.24847 \$65.43

Distribution Cost Recovery

15.4 kW @ \$ 0.402209 \$6.19

Electricity Relief Program

93 kWh @ \$ 0.00033 \$0.03

Transition Charge (TC3)

93 kWh @ \$ 0.00874 \$0.81

Storm Recovery Charge

15.4 kW @ \$ 0.335055 \$5.16

Storm Recovery Tax Credit

15.4 kW @ \$ 0.02764 \$0.43 CR

Regulatory Asset Recovery

15.4 kW @ \$ 0.052535 \$0.81

Energy Efficiency

93 kWh @ \$ 0.000792 \$0.07

PUC Assessment

\$0.27

Total Distribution Charges \$168.01

TOTAL CHARGES FOR ESI ID \$171.54 ✓

Customer Name: MATAGORDA COUNTY
 Account Number: 100064844327
 Invoice Number: 054752793457
 Invoice Date: 09/01/2021

6661

ESI ID Detail:
 Service Address:
 Product:

4511 FM 2668 UNIT 5 BAY CITY, TX 77414-3991
 Fixed Price

ESI ID: 10032789444026850

Meter ID	Days	Read Type	Previous Read Date	Previous Meter Read	Current Read Date	Current Meter Read	Multiplier	Usage (kWh)	Actual kW/kVA	Billed kW/kVA
151900075	29	Actual	07/08/2021	✓ 7,293	08/05/2021	7,648	1.00	355	1	1
TOTAL								355	1	1

Electric Service Commercial

Service Period: 07/08/2021 to 08/05/2021 ✓

TXU Energy Fixed Price

Base Usage 355 kWh @ \$ 0.0377995 \$13.42

PUC Assessment \$0.02

Total Commercial Charges \$13.44

Electric Service Distribution

Service Period: 07/08/2021 to 08/05/2021

Base Charge \$2.02

Meter Charge \$12.67

Distribution System Charge 1 kW @ \$ 4.869 \$4.87

Transmission Cost Recov Factor 1 kW @ \$ 4.24847 \$4.25

Distribution Cost Recovery 1 kW @ \$ 0.402209 \$0.40

Electricity Relief Program 355 kWh @ \$ 0.00033 \$0.12

Transition Charge (TC3) 20.6 kW @ \$ 0.865683 \$17.83

Storm Recovery Charge 20.6 kW @ \$ 0.335055 \$6.90

Storm Recovery Tax Credit 20.6 kW @ \$ 0.02764 \$0.57 CR

Regulatory Asset Recovery 1 kW @ \$ 0.052535 \$0.05

Energy Efficiency 355 kWh @ \$ 0.000792 \$0.28

PUC Assessment \$0.04

Total Distribution Charges \$48.86

TOTAL CHARGES FOR ESI ID \$62.30 ✓

DS1 000/2021



Customer Name: MATAGORDA COUNTY
 Account Number: 100064844327
 Invoice Number: 054752793457
 Invoice Date: 09/01/2021

ESI ID Detail:

661

Service Address:
 Product:

4511 FM 2668 UNIT 6 BAY CITY, TX 77414-3991
 Fixed Price

ESI ID: 10032789407891290

Meter ID	Days	Read Type	Previous Read Date	Previous Meter Read	Current Read Date	Current Meter Read	Multiplier	Usage (kWh)	Actual kW/kVA	Billed kW/kVA
119433830	29	Actual	07/08/2021	✓3,062	08/05/2021	3,087	80.00	2,000	15	15
TOTAL								2,000	15	15

Electric Service Commercial

Service Period: 07/08/2021 to 08/05/2021 ✓

TXU Energy Fixed Price

Base Usage 2,000 kWh @ \$ 0.0377995 \$75.60
 PUC Assessment \$0.13

Total Commercial Charges \$75.73

Electric Service Distribution

Service Period: 07/08/2021 to 08/05/2021

Base Charge \$2.02
 Meter Charge \$12.67
 Distribution System Charge 15.4 kW @ \$ 4.869 \$74.98
 Transmission Cost Recov Factor 15.4 kW @ \$ 4.24847 \$65.43
 Distribution Cost Recovery 15.4 kW @ \$ 0.402209 \$6.19
 Electricity Relief Program 2,000 kWh @ \$ 0.00033 \$0.66
 Transition Charge (TC3) 2,000 kWh @ \$ 0.00874 \$17.48
 Storm Recovery Charge 22.9 kW @ \$ 0.335055 \$7.67
 Storm Recovery Tax Credit 22.9 kW @ \$ 0.02764 \$0.63 CR
 Regulatory Asset Recovery 15.4 kW @ \$ 0.052535 \$0.81
 Energy Efficiency 2,000 kWh @ \$ 0.000792 \$1.58
 PUC Assessment \$0.27

Total Distribution Charges \$189.13

TOTAL CHARGES FOR ESI ID \$264.86 ✓

Customer Name: MATAGORDA COUNTY
 Account Number: 100064844327
 Invoice Number: 054752793457
 Invoice Date: 09/01/2021

ESI ID Detail:

U61

Service Address:
 Product:

4511 FM 2668 UNIT 7 BAY CITY, TX 77414-3991
 Fixed Price

ESI ID: 10032789420166760

Meter ID	Days	Read Type	Previous Read Date	Previous Meter Read	Current Read Date	Current Meter Read	Multiplier	Usage (kWh)	Actual kW/kVA	Billed kW/kVA
142588863	29	Actual	07/08/2021	✓ 1,613	08/05/2021	1,626	1.00	13	0	0
TOTAL								13	0	0

Electric Service Commercial

Service Period: 07/08/2021 to 08/05/2021 ✓

TXU Energy Fixed Price

Base Usage

13 kWh @ \$ 0.0377995 \$0.49

Total Commercial Charges \$0.49

Electric Service Distribution

Service Period: 07/08/2021 to 08/05/2021

Base Charge

\$1.40

Meter Charge

\$4.39

Distribution System Charge

13 kWh @ \$ 0.021093 \$0.27

Transmission Cost Recov Factor

13 kWh @ \$ 0.006309 \$0.08

Distribution Cost Recovery

13 kWh @ \$ 0.003398 \$0.04

Transition Charge (TC3)

13 kWh @ \$ 0.00874 \$0.11

Storm Recovery Charge

13 kWh @ \$ 0.001798 \$0.02

Energy Efficiency

13 kWh @ \$ 0.000622 \$0.01

PUC Assessment

\$0.01

Total Distribution Charges \$6.33

TOTAL CHARGES FOR ESI ID \$6.82 ✓



Customer Name: MATAGORDA COUNTY
 Account Number: 100064844327
 Invoice Number: 054752793457
 Invoice Date: 09/01/2021

661

ESI ID Detail:

Service Address: 4511 FM 2668 UNIT 8 BAY CITY, TX 77414-3991
 Product: Fixed Price

ESI ID: 10032789419036321

Meter ID	Days	Read Type	Previous Read Date	Previous Meter Read	Current Read Date	Current Meter Read	Multiplier	Usage (kWh)	Actual kW/kVA	Billed kW/kVA
125243718	29	Actual	07/08/2021	✓ 9,713	08/05/2021	9,722	1.00	9	-	-
TOTAL								9	0	0

Electric Service Commercial

Service Period: 07/08/2021 to 08/05/2021 ✓
 TXU Energy Fixed Price
 Base Usage

9 kWh @ \$ 0.0377995 \$0.34

Total Commercial Charges \$0.34

Electric Service Distribution

Service Period: 07/08/2021 to 08/05/2021

Base Charge		\$1.40
Meter Charge		\$4.39
Distribution System Charge	9 kWh @ \$ 0.021093	\$0.19
Transmission Cost Recov Factor	9 kWh @ \$ 0.006309	\$0.06
Distribution Cost Recovery	9 kWh @ \$ 0.003398	\$0.03
Transition Charge (TC3)	9 kWh @ \$ 0.00874	\$0.08
Storm Recovery Charge	9 kWh @ \$ 0.001798	\$0.02
Energy Efficiency	9 kWh @ \$ 0.000622	\$0.01
PUC Assessment		\$0.01

Total Distribution Charges \$6.19

TOTAL CHARGES FOR ESI ID \$6.53 ✓

Customer Name: MATAGORDA COUNTY
 Account Number: 100064844327
 Invoice Number: 054752793457
 Invoice Date: 09/01/2021

ESI ID Detail:

Service Address:
 Product:

661

4511 FM 2668 UNIT 9 BAY CITY, TX 77414-3991
 Fixed Price

ESI ID: 10032789443561762

Meter ID	Days	Read Type	Previous Read Date	Previous Meter Read	Current Read Date	Current Meter Read	Multiplier	Usage (kWh)	Actual kW/kVA	Billed kW/kVA
590613354	29	Actual	07/08/2021	✓ 225	08/05/2021	239	40.00	560	1	1
TOTAL								560	1	1

Electric Service Commercial

Service Period: 07/08/2021 to 08/05/2021 ✓

TXU Energy Fixed Price

Base Usage

560 kWh @ \$ 0.0377995

\$21.17

PUC Assessment

\$0.04

Total Commercial Charges

\$21.21

Electric Service Distribution

Service Period: 07/08/2021 to 08/05/2021 ✓

Base Charge

\$2.02

Meter Charge

\$12.67

Distribution System Charge

0.8 kW @ \$ 4.869

\$3.90

Transmission Cost Recov Factor

0.8 kW @ \$ 4.24847

\$3.40

Distribution Cost Recovery

0.8 kW @ \$ 0.402209

\$0.32

Electricity Relief Program

560 kWh @ \$ 0.00033

\$0.18

Transition Charge (TC3)

560 kWh @ \$ 0.00874

\$4.89

Storm Recovery Charge

17.3 kW @ \$ 0.335055

\$5.80

Storm Recovery Tax Credit

17.3 kW @ \$ 0.02764

\$0.48 CR

Regulatory Asset Recovery

0.8 kW @ \$ 0.052535

\$0.04

Energy Efficiency

560 kWh @ \$ 0.000792

\$0.44

PUC Assessment

\$0.04

Total Distribution Charges

\$33.22

TOTAL CHARGES FOR ESI ID

\$54.43 ✓



Customer Name: MATAGORDA COUNTY
 Account Number: 100064844327
 Invoice Number: 054752793457
 Invoice Date: 09/01/2021

ESI ID Detail:

661

Service Address:
 Product:

HAMMAN RD ODLT 400HPS AL BAY CITY, TX 77414
 Fixed Price

ESI ID: 10032789443561763

Meter ID	Days	Read Type	Previous Read Date	Previous Meter Read	Current Read Date	Current Meter Read	Multiplier	Usage (kWh)	Actual kW/kVA	Billed kW/kVA
7005516394SD	31	Actual	07/09/2021	0	08/08/2021	✓ 310	1.00	310	-	-
TOTAL								310	0	0

Electric Service Commercial

Service Period: 07/09/2021 to 08/08/2021 ✓

TXU Energy Fixed Price

Base Usage	310 kWh @	\$ 0.0377995	\$11.72
PUC Assessment			\$0.02
Gross Receipts Reimb			\$0.24

Total Commercial Charges \$11.98

Electric Service Distribution

Service Period: 07/09/2021 to 08/08/2021

Outdoor Lighting - Facilities			\$10.52
Distribution System Charge	310 kWh @	\$ 0.0210968	\$6.54
Transmission Cost Recov Factor	310 kWh @	\$ 0.0063226	\$1.96
Distribution Cost Recovery	310 kWh @	\$ 0.0033871	\$1.05
Electricity Relief Program	310 kWh @	\$ 0.0003226	\$0.10
Transition Charge (TC3)	310 kWh @	\$ 0.0087419	\$2.71
Storm Recovery Charge	310 kWh @	\$ 0.0084839	\$2.63
Storm Recovery Tax Credit	310 kWh @	\$ 0.0006774	\$0.21 CR
Regulatory Asset Recovery	310 kWh @	\$ 0.0002581	\$0.08
PUC Assessment			\$0.03
Gross Receipts Reimb			\$0.41

Total Distribution Charges \$25.82

TOTAL CHARGES FOR ESI ID \$37.80 ✓

Customer Name: MATAGORDA COUNTY
 Account Number: 100064844327
 Invoice Number: 054752793457
 Invoice Date: 09/01/2021

612

ESI ID Detail:

Service Address:
 Product:

STATE HIGHWAY 60 STLG 250HPSA BAY CITY, TX 77414
 Fixed Price

ESI ID: 10032789423558520

Meter ID	Days	Read Type	Previous Read Date	Previous Meter Read	Current Read Date	Current Meter Read	Multiplier	Usage (kWh)	Actual kW/kVA	Billed kW/kVA
7006982603SD	31	Actual	07/23/2021	0	08/22/2021	✓ 104	1.00	104	-	-
TOTAL								104	0	0

Electric Service Commercial

Service Period: 07/23/2021 to 08/22/2021 ✓

TXU Energy Fixed Price

Base Usage 104 kWh @ \$ 0.0377995 \$3.93
 PUC Assessment \$0.01

Total Commercial Charges \$3.94

Electric Service Distribution

Service Period: 07/23/2021 to 08/22/2021

Base Charge \$1.40
 Street Lighting - Facilities \$7.66
 Distribution System Charge 104 kWh @ \$ 0.0210577 \$2.19
 Transmission Cost Recov Factor 104 kWh @ \$ 0.0063462 \$0.66
 Distribution Cost Recovery 104 kWh @ \$ 0.0033654 \$0.35
 Electricity Relief Program 104 kWh @ \$ 0.0002885 \$0.03
 Transition Charge (TC3) 104 kWh @ \$ 0.0048077 \$0.50
 Storm Recovery Charge 104 kWh @ \$ 0.0084615 \$0.88
 Storm Recovery Tax Credit 104 kWh @ \$ 0.0006731 \$0.07 CR
 Regulatory Asset Recovery 104 kWh @ \$ 0.0002885 \$0.03
 PUC Assessment \$0.02

Total Distribution Charges \$13.65

TOTAL CHARGES FOR ESI ID \$17.59 ✓



Customer Name: MATAGORDA COUNTY
 Account Number: 100064844327
 Invoice Number: 054752793457
 Invoice Date: 09/01/2021

ESI ID Detail:

Service Address:
 Product:

510

2004 KILOWATT DR BAY CITY, TX 77414-3165
 Fixed Price

ESI ID: 10032789431907311

Meter ID	Days	Read Type	Previous Read Date	Previous Meter Read	Current Read Date	Current Meter Read	Multiplier	Usage (kWh)	Actual kW/kVA	Billed kW/kVA
122239665	29	Estimated	07/26/2021	✓ 268,149	08/23/2021	268,218	1.00	69	2	2
TOTAL								69	2	2

Electric Service Commercial

Service Period: 07/26/2021 to 08/23/2021 ✓

TXU Energy Fixed Price

Base Usage 69 kWh @ \$ 0.0377995 \$2.61
 Gross Receipts Reimb \$0.05

Total Commercial Charges \$2.66

Electric Service Distribution

Service Period: 07/26/2021 to 08/23/2021

Base Charge \$2.02
 Meter Charge \$12.67
 Distribution System Charge 1.9 kW @ \$ 4.869 \$9.25
 Transmission Cost Recov Factor 1.9 kW @ \$ 4.24847 \$8.07
 Distribution Cost Recovery 1.9 kW @ \$ 0.402209 \$0.76
 Electricity Relief Program 69 kWh @ \$ 0.00033 \$0.02
 Transition Charge (TC3) 69 kWh @ \$ 0.00874 \$0.60
 Storm Recovery Charge 21 kW @ \$ 0.335055 \$7.04
 Storm Recovery Tax Credit 21 kW @ \$ 0.02764 \$0.58 CR
 Regulatory Asset Recovery 1.9 kW @ \$ 0.052535 \$0.10
 Energy Efficiency 69 kWh @ \$ 0.000792 \$0.05
 PUC Assessment \$0.05
 Gross Receipts Reimb \$0.66

Total Distribution Charges \$40.71

TOTAL CHARGES FOR ESI ID \$43.37 ✓

Customer Name: MATAGORDA COUNTY
 Account Number: 100064844327
 Invoice Number: 054752793457
 Invoice Date: 09/01/2021

ESI ID Detail:

Service Address:
 Product:

510

2004 KILOWATT DR UNIT FL BAY CITY, TX 77414-3165
 Fixed Price

ESI ID: 10032789495599911

Meter ID	Days	Read Type	Previous Read Date	Previous Meter Read	Current Read Date	Current Meter Read	Multiplier	Usage (kWh)	Actual kW/kVA	Billed kW/kVA
7007151282SD	29	Actual	07/26/2021	0	08/23/2021	✓ 367	1.00	367	-	-
TOTAL								367	0	0

Electric Service Commercial

Service Period: 07/26/2021 to 08/23/2021 ✓

TXU Energy Fixed Price

Base Usage 367 kWh @ \$ 0.0377995 \$13.87
 PUC Assessment \$0.02
 Gross Receipts Reimb \$0.28

Total Commercial Charges \$14.17

Electric Service Distribution

Service Period: 07/26/2021 to 08/23/2021

Outdoor Lighting - Facilities \$6.93
 Distribution System Charge 367 kWh @ \$ 0.0210899 \$7.74
 Transmission Cost Recov Factor 367 kWh @ \$ 0.0063215 \$2.32
 Distribution Cost Recovery 367 kWh @ \$ 0.003406 \$1.25
 Electricity Relief Program 367 kWh @ \$ 0.000327 \$0.12
 Transition Charge (TC3) 367 kWh @ \$ 0.0087466 \$3.21
 Storm Recovery Charge 367 kWh @ \$ 0.0085014 \$3.12
 Storm Recovery Tax Credit 367 kWh @ \$ 0.0006812 \$0.25 CR
 Regulatory Asset Recovery 367 kWh @ \$ 0.0002725 \$0.10
 PUC Assessment \$0.03
 Gross Receipts Reimb \$0.37

Total Distribution Charges \$24.94

TOTAL CHARGES FOR ESI ID \$39.11 ✓

10/27/2021 1:57 PM



Customer Name: MATAGORDA COUNTY
 Account Number: 100064844327
 Invoice Number: 054752793457
 Invoice Date: 09/01/2021

ESI ID Detail:

Service Address:
 Product:

612

2604 NICHOLS AVE BAY CITY, TX 77414-6958
 Fixed Price

ESI ID: 10032789459112270

Meter ID	Days	Read Type	Previous Read Date	Previous Meter Read	Current Read Date	Current Meter Read	Multiplier	Usage (kWh)	Actual kW/kVA	Billed kW/kVA
122240792	29	Actual	07/08/2021	✓ 168,173	08/05/2021	171,008	1.00	2,835	11	11
TOTAL								2,835	11	11

Electric Service Commercial

Service Period: 07/08/2021 to 08/05/2021 ✓

TXU Energy Fixed Price

Base Usage	2,835 kWh @	\$ 0.0377995	\$107.16
PUC Assessment			\$0.18
Gross Receipts Reimb			\$2.18

Total Commercial Charges \$109.52

Electric Service Distribution

Service Period: 07/08/2021 to 08/05/2021

Base Charge			\$2.02
Meter Charge			\$12.67
Distribution System Charge	10.9 kW @	\$ 4.869	\$53.07
Transmission Cost Recov Factor	10.9 kW @	\$ 4.24847	\$46.31
Distribution Cost Recovery	10.9 kW @	\$ 0.402209	\$4.38
Electricity Relief Program	2,835 kWh @	\$ 0.00033	\$0.94
Transition Charge (TC3)	10.9 kW @	\$ 0.865683	\$9.44
Storm Recovery Charge	10.9 kW @	\$ 0.335055	\$3.65
Storm Recovery Tax Credit	10.9 kW @	\$ 0.02764	\$0.30 CR
Regulatory Asset Recovery	10.9 kW @	\$ 0.052535	\$0.57
Energy Efficiency	2,835 kWh @	\$ 0.000792	\$2.25
PUC Assessment			\$0.20
Gross Receipts Reimb			\$2.47

Total Distribution Charges \$137.67

TOTAL CHARGES FOR ESI ID \$247.19 ✓

Customer Name: MATAGORDA COUNTY
 Account Number: 100064844327
 Invoice Number: 054752793457
 Invoice Date: 09/01/2021

ESI ID Detail:

612

Service Address:

3588 1/2 NICHOLS AVE BAY CITY, TX 77414-7383

ESI ID: 10032789479928771

Product:

Fixed Price

Meter ID	Days	Read Type	Previous Read Date	Previous Meter Read	Current Read Date	Current Meter Read	Multiplier	Usage (kWh)	Actual kW/kVA	Billed kW/kVA
7005770635SD	29	Actual	07/08/2021	0	08/05/2021	✓ 57	1.00	57	-	-
TOTAL								57	0	0

Electric Service Commercial

Service Period: 07/08/2021 to 08/05/2021 ✓

TXU Energy Fixed Price

Base Usage

57 kWh @ \$ 0.0377995

\$2.15

Gross Recelpts Relmb

\$0.04

Total Commercial Charges \$2.19

Electric Service Distribution

Service Period: 07/08/2021 to 08/05/2021

Outdoor Lighting - Facilities

\$4.51

Distribution System Charge

57 kWh @ \$ 0.0210526

\$1.20

Transmission Cost Recov Factor

57 kWh @ \$ 0.0063158

\$0.36

Distribution Cost Recovery

57 kWh @ \$ 0.0033333

\$0.19

Electricity Relief Program

57 kWh @ \$ 0.0003509

\$0.02

Transltion Charge (TC3)

57 kWh @ \$ 0.0087719

\$0.50

Storm Recovery Charge

57 kWh @ \$ 0.0084211

\$0.48

Storm Recovery Tax Credit

57 kWh @ \$ 0.0007018

\$0.04 CR

Regulatory Asset Recovery

57 kWh @ \$ 0.0003509

\$0.02

PUC Assessment

\$0.01

Gross Recelpts Relmb

\$0.13

Total Distribution Charges \$7.38

TOTAL CHARGES FOR ESI ID \$9.57 ✓



Customer Name: MATAGORDA COUNTY
 Account Number: 100064844327
 Invoice Number: 054752793457
 Invoice Date: 09/01/2021

ESI ID Detail:

Service Address:
 Product:

612

NICHOLS AVE UNIT 250HPSA BAY CITY, TX 77414
 Fixed Price

ESI ID: 10032789485513550

Meter ID	Days	Read Type	Previous Read Date	Previous Meter Read	Current Read Date	Current Meter Read	Multiplier	Usage (kWh)	Actual kW/kVA	Billed kW/kVA
7007116623SD	29	Actual	07/12/2021	0	08/09/2021	✓ 520	1.00	520	-	-
TOTAL								520	0	0

Electric Service Commercial

Service Period: 07/12/2021 to 08/09/2021 ✓

TXU Energy Fixed Price

Base Usage	520 kWh @	\$ 0.0377995	\$19.65
PUC Assessment			\$0.03
Gross Receipts Reimb			\$0.40

Total Commercial Charges \$20.08

Electric Service Distribution

Service Period: 07/12/2021 to 08/09/2021

Base Charge		\$1.40
Street Lighting - Facilities		\$38.30
Distribution System Charge	520 kWh @	\$ 0.0210962 \$10.97
Transmission Cost Recov Factor	520 kWh @	\$ 0.0063077 \$3.28
Distribution Cost Recovery	520 kWh @	\$ 0.0034038 \$1.77
Electricity Relief Program	520 kWh @	\$ 0.0003269 \$0.17
Transition Charge (TC3)	520 kWh @	\$ 0.0048077 \$2.50
Storm Recovery Charge	520 kWh @	\$ 0.0085 \$4.42
Storm Recovery Tax Credit	520 kWh @	\$ 0.0006923 \$0.36 CR
Regulatory Asset Recovery	520 kWh @	\$ 0.0002692 \$0.14
PUC Assessment		\$0.09
Gross Receipts Reimb		\$1.13

Total Distribution Charges \$63.81

TOTAL CHARGES FOR ESI ID \$83.89 ✓

Customer Name: MATAGORDA COUNTY
 Account Number: 100064844327
 Invoice Number: 054752793457
 Invoice Date: 09/01/2021

ESI ID Detail:
 Service Address:
 Product:

62

NICHOLS AVE UNIT 400FLD1 BAY CITY, TX 77414
 Fixed Price

ESI ID: 10032789485513552

Meter ID	Days	Read Type	Previous Read Date	Previous Meter Read	Current Read Date	Current Meter Read	Multiplier	Usage (kWh)	Actual kW/kVA	Billed kW/kVA
7007116680SD	29	Actual	07/28/2021	0	08/25/2021	310	1.00	310	-	-
TOTAL								310	0	0

Electric Service Commercial

Service Period: 07/28/2021 to 08/25/2021 ✓

TXU Energy Fixed Price

Base Usage	310 kWh @	\$ 0.0377995	\$11.72
PUC Assessment			\$0.02
Gross Receipts Reimb			\$0.24

Total Commercial Charges \$11.98

Electric Service Distribution

Service Period: 07/28/2021 to 08/25/2021

Outdoor Lighting - Facilities			\$10.52
Distribution System Charge	310 kWh @	\$ 0.0210968	\$6.54
Transmission Cost Recov Factor	310 kWh @	\$ 0.0063226	\$1.96
Distribution Cost Recovery	310 kWh @	\$ 0.0033871	\$1.05
Electricity Relief Program	310 kWh @	\$ 0.0003226	\$0.10
Transition Charge (TC3)	310 kWh @	\$ 0.0087419	\$2.71
Storm Recovery Charge	310 kWh @	\$ 0.0084839	\$2.63
Storm Recovery Tax Credit	310 kWh @	\$ 0.0006774	\$0.21 CR
Regulatory Asset Recovery	310 kWh @	\$ 0.0002581	\$0.08
PUC Assessment			\$0.03
Gross Receipts Reimb			\$0.41

Total Distribution Charges \$25.82

TOTAL CHARGES FOR ESI ID \$37.80 ✓



Customer Name: MATAGORDA COUNTY
 Account Number: 100064844327
 Invoice Number: 054752793457
 Invoice Date: 09/01/2021

ESI ID Detail:

Service Address:
 Product:

6661

NICHOLS RD UNIT 250HPSA BAY CITY, TX 77414
 Fixed Price

ESI ID: 10032789480469090

Meter ID	Days	Read Type	Previous Read Date	Previous Meter Read	Current Read Date	Current Meter Read	Multiplier	Usage (kWh)	Actual kW/kVA	Billed kW/kVA
7007112012SD	29	Actual	07/12/2021	0	08/09/2021	✓ 208	1.00	208	-	-
TOTAL								208	0	0

Electric Service Commercial

Service Period: 07/12/2021 to 08/09/2021 ✓

TXU Energy Fixed Price

Base Usage	208 kWh @	\$ 0.0377995	\$7.86
PUC Assessment			\$0.01
Gross Receipts Reimb			\$0.16

Total Commercial Charges \$8.03

Electric Service Distribution

Service Period: 07/12/2021 to 08/09/2021

Base Charge			\$1.40
Street Lighting - Facilities			\$15.32
Distribution System Charge	208 kWh @	\$ 0.0211058	\$4.39
Transmission Cost Recov Factor	208 kWh @	\$ 0.0062981	\$1.31
Distribution Cost Recovery	208 kWh @	\$ 0.0034135	\$0.71
Electricity Relief Program	208 kWh @	\$ 0.0003365	\$0.07
Transition Charge (TC3)	208 kWh @	\$ 0.0048077	\$1.00
Storm Recovery Charge	208 kWh @	\$ 0.0085096	\$1.77
Storm Recovery Tax Credit	208 kWh @	\$ 0.0006731	\$0.14 CR
Regulatory Asset Recovery	208 kWh @	\$ 0.0002885	\$0.06
PUC Assessment			\$0.04
Gross Receipts Reimb			\$0.47

Total Distribution Charges \$26.40

TOTAL CHARGES FOR ESI ID \$34.43 ✓

Customer Name: MATAGORDA COUNTY
 Account Number: 100064844327
 Invoice Number: 054752793457
 Invoice Date: 09/01/2021

ESI ID Detail:

Service Address:

615

FM 616 W BLESSING, TX 77419

ESI ID: 10032789461693261

Product:

Fixed Price

Meter ID	Days	Read Type	Previous Read Date	Previous Meter Read	Current Read Date	Current Meter Read	Multiplier	Usage (kWh)	Actual kW/kVA	Billed kW/kVA
7007074015SD	31	Actual	07/30/2021	0	08/29/2021	✓ 39	1.00	39	-	-
TOTAL								39	0	0

Electric Service Commercial

Service Period: 07/30/2021 to 08/29/2021 ✓

TXU Energy Fixed Price

Base Usage

39 kWh @ \$ 0.0377995 \$1.47

Total Commercial Charges	\$1.47
---------------------------------	---------------

Electric Service Distribution

Service Period: 07/30/2021 to 08/29/2021

Outdoor Lighting - Facilities		\$4.51
Distribution System Charge	39 kWh @ \$ 0.0210256	\$0.82
Transmission Cost Recov Factor	39 kWh @ \$ 0.0064103	\$0.25
Distribution Cost Recovery	39 kWh @ \$ 0.0033333	\$0.13
Electricity Relief Program	39 kWh @ \$ 0.0002564	\$0.01
Transition Charge (TC2)	39 kWh @ \$ 0.0017949	\$0.07 CR
Transition Charge (TC3)	39 kWh @ \$ 0.0087179	\$0.34
Storm Recovery Charge	39 kWh @ \$ 0.0082051	\$0.32
Storm Recovery Tax Credit	39 kWh @ \$ 0.0005128	\$0.02 CR
Regulatory Asset Recovery	39 kWh @ \$ 0.0002564	\$0.01
PUC Assessment		\$0.01

Total Distribution Charges	\$6.31
-----------------------------------	---------------

TOTAL CHARGES FOR ESI ID	\$7.78 ✓
---------------------------------	-----------------



Customer Name: MATAGORDA COUNTY
 Account Number: 100064844327
 Invoice Number: 054752793457
 Invoice Date: 09/01/2021

ESI ID Detail:

615

Service Address:
 Product:

FM 616 W STLG 250HPS BLESSING, TX 77419
 Fixed Price

ESI ID: 10032789402787492

Meter ID	Days	Read Type	Previous Read Date	Previous Meter Read	Current Read Date	Current Meter Read	Multiplier	Usage (kWh)	Actual kW/kVA	Billed kW/kVA
7006972189SD	31	Actual	07/30/2021	0	08/29/2021	✓ 832	1.00	832	-	-
TOTAL								832	0	0

Electric Service Commercial

Service Period: 07/30/2021 to 08/29/2021 ✓

TXU Energy Fixed Price

Base Usage 832 kWh @ \$ 0.0377995 \$31.45
 PUC Assessment \$0.05

Total Commercial Charges \$31.50

Electric Service Distribution

Service Period: 07/30/2021 to 08/29/2021

Base Charge \$1.40
 Street Lighting - Facilities \$61.28
 Distribution System Charge 832 kWh @ \$ 0.0210938 \$17.55
 Transmission Cost Recov Factor 832 kWh @ \$ 0.0063101 \$5.25
 Distribution Cost Recovery 832 kWh @ \$ 0.0034014 \$2.83
 Electricity Relief Program 832 kWh @ \$ 0.0003245 \$0.27
 Transition Charge (TC2) 832 kWh @ \$ 0.0063101 \$5.25 CR
 Transition Charge (TC3) 832 kWh @ \$ 0.0047957 \$3.99
 Storm Recovery Charge 832 kWh @ \$ 0.0082572 \$6.87
 Storm Recovery Tax Credit 832 kWh @ \$ 0.000625 \$0.52 CR
 Regulatory Asset Recovery 832 kWh @ \$ 0.0002644 \$0.22
 PUC Assessment \$0.15

Total Distribution Charges \$94.04

TOTAL CHARGES FOR ESI ID \$125.54 ✓

Customer Name: MATAGORDA COUNTY
 Account Number: 100064844327
 Invoice Number: 054752793457
 Invoice Date: 09/01/2021

ESI ID Detail:
 Service Address:
 Product:

615

AVENUE C UNIT PRKLITE BLESSING, TX 77419
 Fixed Price

ESI ID: 10032789478079271

Meter ID	Days	Read Type	Previous Read Date	Previous Meter Read	Current Read Date	Current Meter Read	Multiplier	Usage (kWh)	Actual kW/kVA	Billed kW/kVA
144074530	31	Actual	07/30/2021	✓ 9,854	08/29/2021	10,193	1.00	339	3	0
TOTAL								339	3	0

Electric Service Commercial

Service Period: 07/30/2021 to 08/29/2021 ✓

TXU Energy Fixed Price

Base Usage 339 kWh @ \$ 0.0377995 \$12.81
 PUC Assessment \$0.02

Total Commercial Charges \$12.83

Electric Service Distribution

Service Period: 07/30/2021 to 08/29/2021

Base Charge \$1.40
 Meter Charge \$4.39
 Distribution System Charge 339 kWh @ \$ 0.021093 \$7.15
 Transmission Cost Recov Factor 339 kWh @ \$ 0.006309 \$2.14
 Distribution Cost Recovery 339 kWh @ \$ 0.003398 \$1.15
 Electricity Relief Program 339 kWh @ \$ 0.00033 \$0.11
 Transition Charge (TC2) 339 kWh @ \$ 0.001818 \$0.62 CR
 Transition Charge (TC3) 339 kWh @ \$ 0.00874 \$2.96
 Storm Recovery Charge 339 kWh @ \$ 0.001223 \$0.41
 Storm Recovery Tax Credit 339 kWh @ \$ 0.000088 \$0.03 CR
 Regulatory Asset Recovery 339 kWh @ \$ 0.000171 \$0.06
 Energy Efficiency 339 kWh @ \$ 0.000622 \$0.21
 PUC Assessment \$0.03

Total Distribution Charges \$19.36

TOTAL CHARGES FOR ESI ID \$32.19 ✓



Customer Name: MATAGORDA COUNTY
 Account Number: 100064844327
 Invoice Number: 054752793457
 Invoice Date: 09/01/2021

ESI ID Detail:
 Service Address:
 Product:

615

139 FM 616 W STLG 250HPS BLESSING, TX 77419
 Fixed Price

ESI ID: 10032789436470608

Meter ID	Days	Read Type	Previous Read Date	Previous Meter Read	Current Read Date	Current Meter Read	Multiplier	Usage (kWh)	Actual kW/kVA	Billed kW/kVA
7005470886SD	29	Actual	07/28/2021	0	08/25/2021	✓ 104	1.00	104	-	-
TOTAL								104	0	0

Electric Service Commercial

Service Period: 07/28/2021 to 08/25/2021 ✓

TXU Energy Fixed Price

Base Usage 104 kWh @ \$ 0.0377995 \$3.93
 PUC Assessment \$0.01

Total Commercial Charges \$3.94

Electric Service Distribution

Service Period: 07/28/2021 to 08/25/2021

Base Charge \$1.40
 Street Lighting - Facilities \$7.66
 Distribution System Charge 104 kWh @ \$ 0.0210577 \$2.19
 Transmission Cost Recov Factor 104 kWh @ \$ 0.0063462 \$0.66
 Distribution Cost Recovery 104 kWh @ \$ 0.0033654 \$0.35
 Electricity Relief Program 104 kWh @ \$ 0.0002885 \$0.03
 Transition Charge (TC3) 104 kWh @ \$ 0.0048077 \$0.50
 Storm Recovery Charge 104 kWh @ \$ 0.0084615 \$0.88
 Storm Recovery Tax Credit 104 kWh @ \$ 0.0006731 \$0.07 CR
 Regulatory Asset Recovery 104 kWh @ \$ 0.0002885 \$0.03
 PUC Assessment \$0.02

Total Distribution Charges \$13.65

TOTAL CHARGES FOR ESI ID \$17.59 ✓

Customer Name: MATAGORDA COUNTY
 Account Number: 100064844327
 Invoice Number: 054752793457
 Invoice Date: 09/01/2021

ESI ID Detail:
 Service Address:
 Product:

615

FM 616 W UNIT COUNTY BLESSING, TX 77419
 Fixed Price

ESI ID: 10032789461693260

Meter ID	Days	Read Type	Previous Read Date	Previous Meter Read	Current Read Date	Current Meter Read	Multiplier	Usage (kWh)	Actual kW/kVA	Billed kW/kVA
161176296	31	Actual	07/30/2021	✓ 11,894	08/29/2021	12,914	1.00	1,020	17	17
TOTAL								1,020	17	17

Electric Service Commercial

Service Period: 07/30/2021 to 08/29/2021 ✓

TXU Energy Fixed Price

Base Usage 1,020 kWh @ \$ 0.0377995 \$38.56
 PUC Assessment \$0.06

Total Commercial Charges	\$38.62
---------------------------------	----------------

Electric Service Distribution

Service Period: 07/30/2021 to 08/29/2021

Base Charge \$2.02
 Meter Charge \$12.67
 Distribution System Charge 16.6 kW @ \$ 4.869 \$80.83
 Transmission Cost Recov Factor 16.6 kW @ \$ 4.24847 \$70.52
 Distribution Cost Recovery 16.6 kW @ \$ 0.402209 \$6.68
 Electricity Relief Program 1,020 kWh @ \$ 0.00033 \$0.34
 Transition Charge (TC2) 1,020 kWh @ \$ 0.001818 \$1.85 CR
 Transition Charge (TC3) 1,020 kWh @ \$ 0.00874 \$8.91
 Storm Recovery Charge 18.2 kW @ \$ 0.304971 \$5.55
 Storm Recovery Tax Credit 18.2 kW @ \$ 0.022188 \$0.40 CR
 Regulatory Asset Recovery 16.6 kW @ \$ 0.052535 \$0.87
 Energy Efficiency 1,020 kWh @ \$ 0.000792 \$0.81
 PUC Assessment \$0.29

Total Distribution Charges	\$187.24
-----------------------------------	-----------------

TOTAL CHARGES FOR ESI ID	\$225.86 ✓
---------------------------------	-------------------



Customer Name: MATAGORDA COUNTY
 Account Number: 100064844327
 Invoice Number: 054752793457
 Invoice Date: 09/01/2021

ESI ID Detail:

615

Service Address:
 Product:

560 FM 616 W UNIT PARK BLESSING, TX 77419
 Fixed Price

ESI ID: 10032789402787491

Meter ID	Days	Read Type	Previous Read Date	Previous Meter Read	Current Read Date	Current Meter Read	Multiplier	Usage (kWh)	Actual kW/kVA	Billed kW/kVA
558783656	31	Actual	07/30/2021	✓ 940	08/29/2021	949	192.00	1,728	67	67
TOTAL								1,728	67	67

Electric Service Commercial

Service Period: 07/30/2021 to 08/29/2021 ✓

TXU Energy Fixed Price

Base Usage 1,728 kWh @ \$ 0.0377995 \$65.32
 PUC Assessment \$0.11

Total Commercial Charges \$65.43

Electric Service Distribution

Service Period: 07/30/2021 to 08/29/2021

Base Charge \$2.02
 Meter Charge \$12.67
 Distribution System Charge 67.2 kW @ \$ 4.869 \$327.20
 Transmission Cost Recov Factor 67.2 kW @ \$ 4.24847 \$285.50
 Distribution Cost Recovery 67.2 kW @ \$ 0.402209 \$27.03
 Electricity Relief Program 1,728 kWh @ \$ 0.00033 \$0.57
 Transition Charge (TC2) 1,728 kWh @ \$ 0.001818 \$3.14 CR
 Transition Charge (TC3) 1,728 kWh @ \$ 0.00874 \$15.10
 Storm Recovery Charge 134.4 kW @ \$ 0.304971 \$40.99
 Storm Recovery Tax Credit 134.4 kW @ \$ 0.022188 \$2.98 CR
 Regulatory Asset Recovery 67.2 kW @ \$ 0.052535 \$3.53
 Energy Efficiency 1,728 kWh @ \$ 0.000792 \$1.37
 PUC Assessment \$1.10

Total Distribution Charges \$710.96

TOTAL CHARGES FOR ESI ID \$776.39 ✓

Customer Name: MATAGORDA COUNTY
 Account Number: 100064844327
 Invoice Number: 054752793457
 Invoice Date: 09/01/2021

ESI ID Detail:
 Service Address:
 Product:

615

201 FM 616 W UNIT SEWLIFT BLESSING, TX 77419
 Fixed Price

ESI ID: 10032789497890130

Meter ID	Days	Read Type	Previous Read Date	Previous Meter Read	Current Read Date	Current Meter Read	Multiplier	Usage (kWh)	Actual kW/kVA	Billed kW/kVA
119426810	31	Actual	07/30/2021	✓ 47,938	08/29/2021	47,965	1.00	27	0	0
TOTAL								27	0	0

Electric Service Commercial

Service Period: 07/30/2021 to 08/29/2021 ✓
 TXU Energy Fixed Price
 Base Usage

27 kWh @ \$ 0.0377995 \$1.02

Total Commercial Charges \$1.02

Electric Service Distribution

Service Period: 07/30/2021 to 08/29/2021

Base Charge		\$1.40
Meter Charge		\$4.39
Distribution System Charge	27 kWh @	\$ 0.021093 \$0.57
Transmission Cost Recov Factor	27 kWh @	\$ 0.006309 \$0.17
Distribution Cost Recovery	27 kWh @	\$ 0.003398 \$0.09
Electricity Relief Program	27 kWh @	\$ 0.00033 \$0.01
Transition Charge (TC2)	27 kWh @	\$ 0.001818 \$0.05 CR
Transition Charge (TC3)	27 kWh @	\$ 0.00874 \$0.24
Storm Recovery Charge	27 kWh @	\$ 0.001223 \$0.03
Energy Efficiency	27 kWh @	\$ 0.000622 \$0.02
PUC Assessment		\$0.01

Total Distribution Charges \$6.88

TOTAL CHARGES FOR ESI ID \$7.90 ✓

10/27/2021 1:57





Customer Name: MATAGORDA COUNTY
 Account Number: 100064844327
 Invoice Number: 054752793457
 Invoice Date: 09/01/2021

ESI ID Detail:

615

Service Address:
Product:

935 STREETLIGHT STLG 400MV BLESSING, TX 77419
Fixed Price

ESI ID: 10032789496744773

Meter ID	Days	Read Type	Previous Read Date	Previous Meter Read	Current Read Date	Current Meter Read	Multiplier	Usage (kWh)	Actual kW/kVA	Billed kW/kVA
7005911722MV	29	Actual	07/29/2021	0	08/26/2021	✓ 290	1.00	290	-	-
TOTAL								290	0	0

Electric Service Commercial

Service Period: 07/29/2021 to 08/26/2021 ✓

TXU Energy Fixed Price

Base Usage 290 kWh @ \$ 0.0377995 \$10.96
 PUC Assessment \$0.02

Total Commercial Charges \$10.98

Electric Service Distribution

Service Period: 07/29/2021 to 08/26/2021

Base Charge \$1.40
 Street Lighting - Facilities \$19.24
 Distribution System Charge 290 kWh @ \$ 0.0211034 \$6.12
 Transmission Cost Recov Factor 290 kWh @ \$ 0.0063103 \$1.83
 Distribution Cost Recovery 290 kWh @ \$ 0.0034138 \$0.99
 Electricity Relief Program 290 kWh @ \$ 0.0003448 \$0.10
 Transition Charge (TC2) 290 kWh @ \$ 0.0063103 \$1.83 CR
 Transition Charge (TC3) 290 kWh @ \$ 0.0047931 \$1.39
 Storm Recovery Charge 290 kWh @ \$ 0.0082759 \$2.40
 Storm Recovery Tax Credit 290 kWh @ \$ 0.0006207 \$0.18 CR
 Regulatory Asset Recovery 290 kWh @ \$ 0.0002759 \$0.08
 PUC Assessment \$0.05

Total Distribution Charges \$31.59

TOTAL CHARGES FOR ESI ID \$42.57 ✓

Customer Name: MATAGORDA COUNTY
 Account Number: 100064844327
 Invoice Number: 054752793457
 Invoice Date: 09/01/2021

615

ESI ID Detail:

Service Address:

932 STREETLIGHT UNIT 175MV BLESSING, TX 77419

ESI ID: 10032789496744772

Product:

Fixed Price

Meter ID	Days	Read Type	Previous Read Date	Previous Meter Read	Current Read Date	Current Meter Read	Multiplier	Usage (kWh)	Actual kW/kVA	Billed kW/kVA
7007144530MV	29	Actual	07/29/2021	0	08/26/2021	70 ✓	1.00	70	-	-
TOTAL								70	0	0

Electric Service Commercial

Service Period: 07/29/2021 to 08/26/2021 ✓

TXU Energy Fixed Price

Base Usage

70 kWh @ \$ 0.0377995 \$2.65

Total Commercial Charges	\$2.65
---------------------------------	---------------

Electric Service Distribution

Service Period: 07/29/2021 to 08/26/2021

Base Charge		\$1.40
Street Lighting - Facilities		\$5.87
Distribution System Charge	70 kWh @ \$ 0.0211429	\$1.48
Transmission Cost Recov Factor	70 kWh @ \$ 0.0062857	\$0.44
Distribution Cost Recovery	70 kWh @ \$ 0.0034286	\$0.24
Electricity Relief Program	70 kWh @ \$ 0.0002857	\$0.02
Transition Charge (TC2)	70 kWh @ \$ 0.0062857	\$0.44 CR
Transition Charge (TC3)	70 kWh @ \$ 0.0048571	\$0.34
Storm Recovery Charge	70 kWh @ \$ 0.0082857	\$0.58
Storm Recovery Tax Credit	70 kWh @ \$ 0.0005714	\$0.04 CR
Regulatory Asset Recovery	70 kWh @ \$ 0.0002857	\$0.02
PUC Assessment		\$0.02

Total Distribution Charges	\$9.93
-----------------------------------	---------------

TOTAL CHARGES FOR ESI ID	\$12.58 ✓
---------------------------------	------------------



Customer Name: MATAGORDA COUNTY
 Account Number: 100064844327
 Invoice Number: 054752793457
 Invoice Date: 09/01/2021

ESI ID Detail:

595

Service Address:

FM 459 UNIT P43 EL MATON, TX 77440

ESI ID: 10032789482241440

Product:

Fixed Price

Meter ID	Days	Read Type	Previous Read Date	Previous Meter Read	Current Read Date	Current Meter Read	Multiplier	Usage (kWh)	Actual kW/kVA	Billed kW/kVA
122301621	29	Actual	07/13/2021	✓ 12,005	08/10/2021	12,132	1.00	127	-	-
TOTAL								127	0	0

Electric Service Commercial

Service Period: 07/13/2021 to 08/10/2021 ✓

TXU Energy Fixed Price

Base Usage 127 kWh @ \$ 0.0377995 \$4.80
 PUC Assessment \$0.01

Total Commercial Charges \$4.81

Electric Service Distribution

Service Period: 07/13/2021 to 08/10/2021

Base Charge \$1.40
 Meter Charge \$4.39
 Distribution System Charge 127 kWh @ \$ 0.021093 \$2.68
 Transmission Cost Recov Factor 127 kWh @ \$ 0.006309 \$0.80
 Distribution Cost Recovery 127 kWh @ \$ 0.003398 \$0.43
 Electricity Relief Program 127 kWh @ \$ 0.00033 \$0.04
 Transition Charge (TC3) 127 kWh @ \$ 0.00874 \$1.11
 Storm Recovery Charge 127 kWh @ \$ 0.001798 \$0.23
 Storm Recovery Tax Credit 127 kWh @ \$ 0.000148 \$0.02 CR
 Regulatory Asset Recovery 127 kWh @ \$ 0.000171 \$0.02
 Energy Efficiency 127 kWh @ \$ 0.000622 \$0.08
 PUC Assessment \$0.02

Total Distribution Charges \$11.18

TOTAL CHARGES FOR ESI ID \$15.99 ✓

Customer Name: MATAGORDA COUNTY
 Account Number: 100064844327
 Invoice Number: 054752793457
 Invoice Date: 09/01/2021

615

ESI ID Detail:

Service Address:
 Product:

190 AVENUE F ODLT 400HPS MARKHAM, TX 77456
 Fixed Price

ESI ID: 10032789476839781

Meter ID	Days	Read Type	Previous Read Date	Previous Meter Read	Current Read Date	Current Meter Read	Multiplier	Usage (kWh)	Actual kW/kVA	Billed kW/kVA
7007105031OT	29	Actual	07/21/2021	0	08/18/2021	155	1.00	155	-	-
TOTAL								155	0	0

Electric Service Commercial

Service Period: 07/21/2021 to 08/18/2021 ✓

TXU Energy Fixed Price

Base Usage 155 kWh @ \$ 0.0377995 \$5.86
 PUC Assessment \$0.01

Total Commercial Charges \$5.87

Electric Service Distribution

Service Period: 07/21/2021 to 08/18/2021

Outdoor Lighting - Facilities \$5.26
 Distribution System Charge 155 kWh @ \$ 0.0210968 \$3.27
 Transmission Cost Recov Factor 155 kWh @ \$ 0.0063226 \$0.98
 Distribution Cost Recovery 155 kWh @ \$ 0.0034194 \$0.53
 Electricity Relief Program 155 kWh @ \$ 0.0003226 \$0.05
 Transition Charge (TC3) 155 kWh @ \$ 0.0087097 \$1.35
 Storm Recovery Charge 155 kWh @ \$ 0.0085161 \$1.32
 Storm Recovery Tax Credit 155 kWh @ \$ 0.0007097 \$0.11 CR
 Regulatory Asset Recovery 155 kWh @ \$ 0.0002581 \$0.04
 PUC Assessment \$0.02

Total Distribution Charges \$12.71

TOTAL CHARGES FOR ESI ID \$18.58 ✓

10/27/2021 1:57





Customer Name: MATAGORDA COUNTY
 Account Number: 100064844327
 Invoice Number: 054752793457
 Invoice Date: 09/01/2021

ESI ID Detail:

615

Service Address:
 Product:

190 AVENUE F UNIT ANNEX MARKHAM, TX 77456
 Fixed Price

ESI ID: 10032789426253880

Meter ID	Days	Read Type	Previous Read Date	Previous Meter Read	Current Read Date	Current Meter Read	Multiplier	Usage (kWh)	Actual kW/kVA	Billed kW/kVA
157911497	29	Actual	07/21/2021	✓ 4,574	08/18/2021	4,852	1.00	278	3	0
TOTAL								278	3	0

Electric Service Commercial

Service Period: 07/21/2021 to 08/18/2021 ✓

TXU Energy Fixed Price

Base Usage 278 kWh @ \$ 0.0377995 \$10.51
 PUC Assessment \$0.02

Total Commercial Charges \$10.53

Electric Service Distribution

Service Period: 07/21/2021 to 08/18/2021

Base Charge \$1.40
 Meter Charge \$4.39
 Distribution System Charge 278 kWh @ \$ 0.021093 \$5.86
 Transmission Cost Recov Factor 278 kWh @ \$ 0.006309 \$1.75
 Distribution Cost Recovery 278 kWh @ \$ 0.003398 \$0.94
 Electricity Relief Program 278 kWh @ \$ 0.00033 \$0.09
 Transition Charge (TC3) 278 kWh @ \$ 0.00874 \$2.43
 Storm Recovery Charge 278 kWh @ \$ 0.001798 \$0.50
 Storm Recovery Tax Credit 278 kWh @ \$ 0.000148 \$0.04 CR
 Regulatory Asset Recovery 278 kWh @ \$ 0.000171 \$0.05
 Energy Efficiency 278 kWh @ \$ 0.000622 \$0.17
 PUC Assessment \$0.02

Total Distribution Charges \$17.56

TOTAL CHARGES FOR ESI ID \$28.09 ✓

Customer Name: MATAGORDA COUNTY
 Account Number: 100064844327
 Invoice Number: 054752793457
 Invoice Date: 09/01/2021

ESI ID Detail:
 Service Address:
 Product:

615

190 AVENUE F UNIT COMM CNT MARKHAM, TX 77456
 Fixed Price

ESI ID: 10032789476839780

Meter ID	Days	Read Type	Previous Read Date	Previous Meter Read	Current Read Date	Current Meter Read	Multiplier	Usage (kWh)	Actual kW/kVA	Billed kW/kVA
122330835	29	Actual	07/21/2021	✓ 98,430	08/18/2021	101,247	1.00	2,817	16	16
TOTAL								2,817	16	16

Electric Service Commercial

Service Period: 07/21/2021 to 08/18/2021 ✓

TXU Energy Fixed Price

Base Usage 2,817 kWh @ \$ 0.0377995 \$106.48
 PUC Assessment \$0.18

Total Commercial Charges \$106.66

Electric Service Distribution

Service Period: 07/21/2021 to 08/18/2021

Base Charge \$2.02
 Meter Charge \$12.67
 Distribution System Charge 15.8 kW @ \$ 4.869 \$76.93
 Transmission Cost Recov Factor 15.8 kW @ \$ 4.24847 \$67.13
 Distribution Cost Recovery 15.8 kW @ \$ 0.402209 \$6.35
 Electricity Relief Program 2,817 kWh @ \$ 0.00033 \$0.93
 Transition Charge (TC3) 2,817 kWh @ \$ 0.00874 \$24.62
 Storm Recovery Charge 19.4 kW @ \$ 0.335055 \$6.50
 Storm Recovery Tax Credit 19.4 kW @ \$ 0.02764 \$0.54 CR
 Regulatory Asset Recovery 15.8 kW @ \$ 0.052535 \$0.83
 Energy Efficiency 2,817 kWh @ \$ 0.000792 \$2.23
 PUC Assessment \$0.28

Total Distribution Charges \$199.95

TOTAL CHARGES FOR ESI ID \$306.61 ✓



Customer Name: MATAGORDA COUNTY
Account Number: 100064844327
Invoice Number: 054752793457
Invoice Date: 09/01/2021

ESI ID Detail:

615

Service Address:
Product:

190 AVENUE F UNIT FIRESTA MARKHAM, TX 77456
 Fixed Price

ESI ID: 10032789487564611

Meter ID	Days	Read Type	Previous Read Date	Previous Meter Read	Current Read Date	Current Meter Read	Multiplier	Usage (kWh)	Actual kW/kVA	Billed kW/kVA
122291027	30	Actual	07/21/2021	✓ 48,819	08/19/2021	49,560	1.00	741	-	-
TOTAL								741	0	0

Electric Service Commercial

Service Period: 07/21/2021 to 08/19/2021 ✓

TXU Energy Fixed Price

Base Usage	741 kWh @	\$ 0.0377995	\$28.01
PUC Assessment			\$0.05

Total Commercial Charges	\$28.06
---------------------------------	----------------

Electric Service Distribution

Service Period: 07/21/2021 to 08/19/2021

Base Charge		\$1.40
Meter Charge		\$4.39
Distribution System Charge	741 kWh @	\$ 0.021093 \$15.63
Transmission Cost Recov Factor	741 kWh @	\$ 0.006309 \$4.67
Distribution Cost Recovery	741 kWh @	\$ 0.003398 \$2.52
Electricity Relief Program	741 kWh @	\$ 0.00033 \$0.24
Transition Charge (TC3)	741 kWh @	\$ 0.00874 \$6.48
Storm Recovery Charge	741 kWh @	\$ 0.001798 \$1.33
Storm Recovery Tax Credit	741 kWh @	\$ 0.000148 \$0.11 CR
Regulatory Asset Recovery	741 kWh @	\$ 0.000171 \$0.13
Energy Efficiency	741 kWh @	\$ 0.000622 \$0.46
PUC Assessment		\$0.05

Total Distribution Charges	\$37.19
-----------------------------------	----------------

TOTAL CHARGES FOR ESI ID	\$65.25 ✓
---------------------------------	------------------

Customer Name: MATAGORDA COUNTY
 Account Number: 100064844327
 Invoice Number: 054752793457
 Invoice Date: 09/01/2021

ESI ID Detail:

Service Address:
 Product:

464

190 AVENUE F UNIT JP OFF MARKHAM, TX 77456
 Fixed Price

ESI ID: 10032789461015050

Meter ID	Days	Read Type	Previous Read Date	Previous Meter Read	Current Read Date	Current Meter Read	Multiplier	Usage (kWh)	Actual kW/kVA	Billed kW/kVA
163788084	29	Actual	07/21/2021	✓ 5,576	08/18/2021	6,715	1.00	1,139	-	-
TOTAL								1,139	0	0

Electric Service Commercial

Service Period: 07/21/2021 to 08/18/2021 ✓

TXU Energy Fixed Price

Base Usage

1,139 kWh @ \$ 0.0377995

\$43.05

PUC Assessment

\$0.07

Total Commercial Charges

\$43.12

Electric Service Distribution

Service Period: 07/21/2021 to 08/18/2021

Base Charge

\$1.40

Meter Charge

\$4.39

Distribution System Charge

1,139 kWh @ \$ 0.021093

\$24.02

Transmission Cost Recov Factor

1,139 kWh @ \$ 0.006309

\$7.19

Distribution Cost Recovery

1,139 kWh @ \$ 0.003398

\$3.87

Electricity Relief Program

1,139 kWh @ \$ 0.00033

\$0.38

Transition Charge (TC3)

1,139 kWh @ \$ 0.00874

\$9.95

Storm Recovery Charge

1,139 kWh @ \$ 0.001798

\$2.05

Storm Recovery Tax Credit

1,139 kWh @ \$ 0.000148

\$0.17 CR

Regulatory Asset Recovery

1,139 kWh @ \$ 0.000171

\$0.19

Energy Efficiency

1,139 kWh @ \$ 0.000622

\$0.71

PUC Assessment

\$0.07

Total Distribution Charges

\$54.05

TOTAL CHARGES FOR ESI ID

\$97.17 ✓

09/01/2021 10:51:00 AM





Customer Name: MATAGORDA COUNTY
 Account Number: 100064844327
 Invoice Number: 054752793457
 Invoice Date: 09/01/2021

ESI ID Detail:

613

Service Address:
 Product:

1203 COUNTY ROAD 243 UNIT FIRESTA MATAGORDA, TX 77457
 Fixed Price

ESI ID: 10032789427413670

Meter ID	Days	Read Type	Previous Read Date	Previous Meter Read	Current Read Date	Current Meter Read	Multiplier	Usage (kWh)	Actual kW/kVA	Billed kW/kVA
122279171	29	Actual	07/19/2021	✓ 35,801	08/16/2021	36,711	1.00	910	6	6
TOTAL								910	6	6

Electric Service Commercial

Service Period: 07/19/2021 to 08/16/2021 ✓

TXU Energy Fixed Price

Base Usage 910 kWh @ \$ 0.0377995 \$34.40
 PUC Assessment \$0.06

Total Commercial Charges \$34.46

Electric Service Distribution

Service Period: 07/19/2021 to 08/16/2021

Base Charge \$2.02
 Meter Charge \$12.67
 Distribution System Charge 5.9 kW @ \$ 4.869 \$28.73
 Transmission Cost Recov Factor 5.9 kW @ \$ 4.24847 \$25.07
 Distribution Cost Recovery 5.9 kW @ \$ 0.402209 \$2.37
 Electricity Relief Program 910 kWh @ \$ 0.00033 \$0.30
 Transition Charge (TC3) 10.2 kW @ \$ 0.865683 \$8.83
 Storm Recovery Charge 10.2 kW @ \$ 0.335055 \$3.42
 Storm Recovery Tax Credit 10.2 kW @ \$ 0.02764 \$0.28 CR
 Regulatory Asset Recovery 5.9 kW @ \$ 0.052535 \$0.31
 Energy Efficiency 910 kWh @ \$ 0.000792 \$0.72
 PUC Assessment \$0.12

Total Distribution Charges \$84.28

TOTAL CHARGES FOR ESI ID \$118.74 ✓

Customer Name: MATAGORDA COUNTY
 Account Number: 100064844327
 Invoice Number: 054752793457
 Invoice Date: 09/01/2021

ESI ID Detail:

462

Service Address:

18 COUNTY ROAD 252 MATAGORDA, TX 77457

ESI ID: 10032789403973976

Product:

Fixed Price

Meter ID	Days	Read Type	Previous Read Date	Previous Meter Read	Current Read Date	Current Meter Read	Multiplier	Usage (kWh)	Actual kW/kVA	Billed kW/kVA
119711668	29	Actual	07/20/2021	✓ 161,525	08/17/2021	162,771	1.00	1,246	5	0
TOTAL								1,246	5	0

Electric Service Commercial

Service Period: 07/20/2021 to 08/17/2021 ✓

TXU Energy Fixed Price

Base Usage 1,246 kWh @ \$ 0.0377995 \$47.10
 PUC Assessment \$0.08

Total Commercial Charges	\$47.18
---------------------------------	----------------

Electric Service Distribution

Service Period: 07/20/2021 to 08/17/2021

Base Charge \$1.40
 Meter Charge \$4.39
 Distribution System Charge 1,246 kWh @ \$ 0.021093 \$26.28
 Transmission Cost Recov Factor 1,246 kWh @ \$ 0.006309 \$7.86
 Distribution Cost Recovery 1,246 kWh @ \$ 0.003398 \$4.23
 Electricity Relief Program 1,246 kWh @ \$ 0.00033 \$0.41
 Transition Charge (TC3) 1,246 kWh @ \$ 0.00874 \$10.89
 Storm Recovery Charge 1,246 kWh @ \$ 0.001798 \$2.24
 Storm Recovery Tax Credit 1,246 kWh @ \$ 0.000148 \$0.18 CR
 Regulatory Asset Recovery 1,246 kWh @ \$ 0.000171 \$0.21
 Energy Efficiency 1,246 kWh @ \$ 0.000622 \$0.78
 PUC Assessment \$0.08

Total Distribution Charges	\$58.59
-----------------------------------	----------------

TOTAL CHARGES FOR ESI ID	\$105.77 ✓
---------------------------------	-------------------



Customer Name: MATAGORDA COUNTY
 Account Number: 100064844327
 Invoice Number: 054752793457
 Invoice Date: 09/01/2021

ESI ID Detail:

613

Service Address:
 Product:

414 FISHER MATAGORDA, TX 77457
 Fixed Price

ESI ID: 10032789427542180

Meter ID	Days	Read Type	Previous Read Date	Previous Meter Read	Current Read Date	Current Meter Read	Multiplier	Usage (kWh)	Actual kW/kVA	Billed kW/kVA
200527912	29	Actual	07/20/2021	0	08/17/2021	0	1.00	0	-	-
TOTAL								0	0	0

Electric Service Commercial

Service Period: 07/20/2021 to 08/17/2021 ✓
 TXU Energy Fixed Price
 No Usage

\$0.00

Total Commercial Charges \$0.00

Electric Service Distribution

Service Period: 07/20/2021 to 08/17/2021
 Base Charge
 Meter Charge
 PUC Assessment

\$1.40
 \$4.39
 \$0.01

Total Distribution Charges \$5.80

TOTAL CHARGES FOR ESI ID \$5.80 ✓

Customer Name: MATAGORDA COUNTY
 Account Number: 100064844327
 Invoice Number: 054752793457
 Invoice Date: 09/01/2021

595

ESI ID Detail:
 Service Address:
 Product:

OLD GULF RD UNIT STATION COLLECT STA MATAGORDA, TX 77457
 Fixed Price

ESI ID: 10032789494278861

Meter ID	Days	Read Type	Previous Read Date	Previous Meter Read	Current Read Date	Current Meter Read	Multiplier	Usage (kWh)	Actual kW/kVA	Billed kW/kVA
119431822	31	Actual	07/16/2021	✓ 2,283	08/15/2021	2,283	1.00	0	0	0
TOTAL								0	0	0

Electric Service Commercial

Service Period: 07/16/2021 to 08/15/2021 ✓
 TXU Energy Fixed Price
 No Usage

\$0.00

Total Commercial Charges \$0.00

Electric Service Distribution

Service Period: 07/16/2021 to 08/15/2021
 Base Charge
 Meter Charge
 PUC Assessment

\$1.40
 \$4.39
 \$0.01

Total Distribution Charges \$5.80

TOTAL CHARGES FOR ESI ID \$5.80 ✓

1002/000100





Customer Name: MATAGORDA COUNTY
 Account Number: 100064844327
 Invoice Number: 054752793457
 Invoice Date: 09/01/2021

ESI ID Detail:

Service Address:
 Product:

613

115 LAUREL MATAGORDA, TX 77457
 Fixed Price

ESI ID: 10032789495257641

Meter ID	Days	Read Type	Previous Read Date	Previous Meter Read	Current Read Date	Current Meter Read	Multiplier	Usage (kWh)	Actual kW/kVA	Billed kW/kVA
120726105	29	Actual	07/20/2021	✓ 1,592	08/17/2021	1,694	1.00	102	1	0
TOTAL								102	.1	0

Electric Service Commercial

Service Period: 07/20/2021 to 08/17/2021 ✓

TXU Energy Fixed Price

Base Usage 102 kWh @ \$ 0.0377995 \$3.86
 PUC Assessment \$0.01

Total Commercial Charges \$3.87

Electric Service Distribution

Service Period: 07/20/2021 to 08/17/2021

Base Charge \$1.40
 Meter Charge \$4.39
 Distribution System Charge 102 kWh @ \$ 0.021093 \$2.15
 Transmission Cost Recov Factor 102 kWh @ \$ 0.006309 \$0.64
 Distribution Cost Recovery 102 kWh @ \$ 0.003398 \$0.35
 Electricity Relief Program 102 kWh @ \$ 0.00033 \$0.03
 Transition Charge (TC3) 102 kWh @ \$ 0.00874 \$0.89
 Storm Recovery Charge 102 kWh @ \$ 0.001798 \$0.18
 Storm Recovery Tax Credit 102 kWh @ \$ 0.000148 \$0.02 CR
 Regulatory Asset Recovery 102 kWh @ \$ 0.000171 \$0.02
 Energy Efficiency 102 kWh @ \$ 0.000622 \$0.06
 PUC Assessment \$0.02

Total Distribution Charges \$10.11

TOTAL CHARGES FOR ESI ID \$13.98 ✓

Customer Name: MATAGORDA COUNTY
 Account Number: 100064844327
 Invoice Number: 054752793457
 Invoice Date: 09/01/2021

ESI ID Detail:

613

Service Address:
 Product:

772 LAUREL SEASONAL METER MATAGORDA, TX 77457
 Fixed Price

ESI ID: 10032789417127397

Meter ID	Days	Read Type	Previous Read Date	Previous Meter Read	Current Read Date	Current Meter Read	Multiplier	Usage (kWh)	Actual kW/kVA	Billed kW/kVA
148896249	29	Actual	07/20/2021	✓ 1,699	08/17/2021	1,731	1.00	32	0	0
TOTAL								32	0	0

Electric Service Commercial

Service Period: 07/20/2021 to 08/17/2021 ✓

TXU Energy Fixed Price

Base Usage 32 kWh @ \$ 0.0377995 \$1.21

Total Commercial Charges	\$1.21
---------------------------------	---------------

Electric Service Distribution

Service Period: 07/20/2021 to 08/17/2021

Base Charge \$1.40
 Meter Charge \$4.39
 Distribution System Charge 32 kWh @ \$ 0.021093 \$0.67
 Transmission Cost Recov Factor 32 kWh @ \$ 0.006309 \$0.20
 Distribution Cost Recovery 32 kWh @ \$ 0.003398 \$0.11
 Electricity Relief Program 32 kWh @ \$ 0.00033 \$0.01
 Transition Charge (TC3) 32 kWh @ \$ 0.00874 \$0.28
 Storm Recovery Charge 32 kWh @ \$ 0.001798 \$0.06
 Regulatory Asset Recovery 32 kWh @ \$ 0.000171 \$0.01
 Energy Efficiency 32 kWh @ \$ 0.000622 \$0.02
 PUC Assessment \$0.01

Total Distribution Charges	\$7.16
-----------------------------------	---------------

TOTAL CHARGES FOR ESI ID	\$8.37 ✓
---------------------------------	-----------------



Customer Name: MATAGORDA COUNTY
 Account Number: 100064844327
 Invoice Number: 054752793457
 Invoice Date: 09/01/2021

ESI ID Detail:

Service Address:
 Product:

613

MAGNOLIA ST ODLT 150HPS MATAGORDA, TX 77457
 Fixed Price

ESI ID: 10032789419199850

Meter ID	Days	Read Type	Previous Read Date	Previous Meter Read	Current Read Date	Current Meter Read	Multiplier	Usage (kWh)	Actual kW/kVA	Billed kW/kVA
7006973193SD	29	Actual	07/20/2021	0	08/17/2021	✓ 57	1.00	57	-	-
TOTAL								57	0	0

Electric Service Commercial

Service Period: 07/20/2021 to 08/17/2021 ✓

TXU Energy Fixed Price

Base Usage 57 kWh @ \$ 0.0377995 \$2.15

Total Commercial Charges \$2.15

Electric Service Distribution

Service Period: 07/20/2021 to 08/17/2021

Outdoor Lighting - Facilities		\$4.51
Distribution System Charge	57 kWh @ \$ 0.0210526	\$1.20
Transmission Cost Recov Factor	57 kWh @ \$ 0.0063158	\$0.36
Distribution Cost Recovery	57 kWh @ \$ 0.0033333	\$0.19
Electricity Relief Program	57 kWh @ \$ 0.0003509	\$0.02
Transition Charge (TC3)	57 kWh @ \$ 0.0087719	\$0.50
Storm Recovery Charge	57 kWh @ \$ 0.0084211	\$0.48
Storm Recovery Tax Credit	57 kWh @ \$ 0.0007018	\$0.04 CR
Regulatory Asset Recovery	57 kWh @ \$ 0.0003509	\$0.02
PUC Assessment		\$0.01

Total Distribution Charges \$7.25

TOTAL CHARGES FOR ESI ID \$9.40 ✓

Customer Name: MATAGORDA COUNTY
 Account Number: 100064844327
 Invoice Number: 054752793457
 Invoice Date: 09/01/2021

ESI ID Detail:
 Service Address:
 Product:

613

487 MAGNOLIA ST UNIT COUNTY MATAGORDA, TX 77457
 Fixed Price

ESI ID: 10032789414370120

Meter ID	Days	Read Type	Previous Read Date	Previous Meter Read	Current Read Date	Current Meter Read	Multiplier	Usage (kWh)	Actual kW/kVA	Billed kW/kVA
122332798	29	Actual	07/20/2021	✓ 109,330	08/17/2021	110,737	1.00	1,407	7	0
TOTAL								1,407	7	0

Electric Service Commercial

Service Period: 07/20/2021 to 08/17/2021 ✓

TXU Energy Fixed Price

Base Usage

1,407 kWh @ \$ 0.0377995

\$53.18

PUC Assessment

\$0.09

Total Commercial Charges

\$53.27

Electric Service Distribution

Service Period: 07/20/2021 to 08/17/2021

Base Charge

\$1.40

Meter Charge

\$4.39

Distribution System Charge

1,407 kWh @ \$ 0.021093

\$29.68

Transmission Cost Recov Factor

1,407 kWh @ \$ 0.006309

\$8.88

Distribution Cost Recovery

1,407 kWh @ \$ 0.003398

\$4.78

Electricity Relief Program

1,407 kWh @ \$ 0.00033

\$0.46

Transition Charge (TC3)

1,407 kWh @ \$ 0.00874

\$12.30

Storm Recovery Charge

1,407 kWh @ \$ 0.001798

\$2.53

Storm Recovery Tax Credit

1,407 kWh @ \$ 0.000148

\$0.21 CR

Regulatory Asset Recovery

1,407 kWh @ \$ 0.000171

\$0.24

Energy Efficiency

1,407 kWh @ \$ 0.000622

\$0.88

PUC Assessment

\$0.08

Total Distribution Charges

\$65.41

TOTAL CHARGES FOR ESI ID

\$118.68 ✓



Customer Name: MATAGORDA COUNTY
 Account Number: 100064844327
 Invoice Number: 054752793457
 Invoice Date: 09/01/2021

ESI ID Detail:

Service Address:
 Product:

613

637 MARKET ST UNIT FIRESTA MATAGORDA, TX 77457
 Fixed Price

ESI ID: 10032789446568110

Meter ID	Days	Read Type	Previous Read Date	Previous Meter Read	Current Read Date	Current Meter Read	Multiplier	Usage (kWh)	Actual kW/kVA	Billed kW/kVA
122330875	29	Actual	07/20/2021	✓ 131,587	08/17/2021	133,429	1.00	1,842	15	15
TOTAL								1,842	15	15

Electric Service Commercial

Service Period: 07/20/2021 to 08/17/2021 ✓

TXU Energy Fixed Price

Base Usage 1,842 kWh @ \$ 0.0377995 \$69.63
 PUC Assessment \$0.12

Total Commercial Charges \$69.75

Electric Service Distribution

Service Period: 07/20/2021 to 08/17/2021

Base Charge \$2.02
 Meter Charge \$12.67
 Distribution System Charge 14.9 kW @ \$ 4.869 \$72.55
 Transmission Cost Recov Factor 14.9 kW @ \$ 4.24847 \$63.30
 Distribution Cost Recovery 14.9 kW @ \$ 0.402209 \$5.99
 Electricity Relief Program 1,842 kWh @ \$ 0.00033 \$0.61
 Transition Charge (TC3) 1,842 kWh @ \$ 0.00874 \$16.10
 Storm Recovery Charge 15.8 kW @ \$ 0.335055 \$5.29
 Storm Recovery Tax Credit 15.8 kW @ \$ 0.02764 \$0.44 CR
 Regulatory Asset Recovery 14.9 kW @ \$ 0.052535 \$0.78
 Energy Efficiency 1,842 kWh @ \$ 0.000792 \$1.46
 PUC Assessment \$0.26

Total Distribution Charges \$180.59

TOTAL CHARGES FOR ESI ID \$250.34 ✓

Customer Name: MATAGORDA COUNTY
 Account Number: 100064844327
 Invoice Number: 054752793457
 Invoice Date: 09/01/2021

ESI ID Detail:
 Service Address:
 Product:

662

2 RIVER BEND ODLT 400HPS MATAGORDA, TX 77457
 Fixed Price

ESI ID: 10032789432664941

Meter ID	Days	Read Type	Previous Read Date	Previous Meter Read	Current Read Date	Current Meter Read	Multiplier	Usage (kWh)	Actual kW/kVA	Billed kW/kVA
7006992918SD	29	Actual	07/20/2021	0	08/17/2021	✓ 155	1.00	155	-	-
TOTAL								155	0	0

Electric Service Commercial

Service Period: 07/20/2021 to 08/17/2021 ✓

TXU Energy Fixed Price

Base Usage 155 kWh @ \$ 0.0377995 \$5.86
 PUC Assessment \$0.01

Total Commercial Charges \$5.87

Electric Service Distribution

Service Period: 07/20/2021 to 08/17/2021

Outdoor Lighting - Facilities \$5.26
 Distribution System Charge 155 kWh @ \$ 0.0210968 \$3.27
 Transmission Cost Recov Factor 155 kWh @ \$ 0.0063226 \$0.98
 Distribution Cost Recovery 155 kWh @ \$ 0.0034194 \$0.53
 Electricity Relief Program 155 kWh @ \$ 0.0003226 \$0.05
 Transition Charge (TC3) 155 kWh @ \$ 0.0087097 \$1.35
 Storm Recovery Charge 155 kWh @ \$ 0.0085161 \$1.32
 Storm Recovery Tax Credit 155 kWh @ \$ 0.0007097 \$0.11 CR
 Regulatory Asset Recovery 155 kWh @ \$ 0.0002581 \$0.04
 PUC Assessment \$0.02

Total Distribution Charges \$12.71

TOTAL CHARGES FOR ESI ID \$18.58 ✓



Customer Name: MATAGORDA COUNTY
 Account Number: 100064844327
 Invoice Number: 054752793457
 Invoice Date: 09/01/2021

ESI ID Detail:

Service Address:
 Product:

615

HIGHWAY 111 ODL MIDFIELD, TX 77458
 Fixed Price

ESI ID: 10032789492176731

Meter ID	Days	Read Type	Previous Read Date	Previous Meter Read	Current Read Date	Current Meter Read	Multiplier	Usage (kWh)	Actual kW/kVA	Billed kW/kVA
7007147859SD	29	Actual	07/06/2021	0	08/03/2021	✓ 104	1.00	104	-	-
TOTAL								104	0	0

Electric Service Commercial

Service Period: 07/06/2021 to 08/03/2021 ✓

TXU Energy Fixed Price

Base Usage 104 kWh @ \$ 0.0377995 \$3.93
 PUC Assessment \$0.01

Total Commercial Charges \$3.94

Electric Service Distribution

Service Period: 07/06/2021 to 08/03/2021

Outdoor Lighting - Facilities \$4.98
 Distribution System Charge 104 kWh @ \$ 0.0210577 \$2.19
 Transmission Cost Recov Factor 104 kWh @ \$ 0.0063462 \$0.66
 Distribution Cost Recovery 104 kWh @ \$ 0.0033654 \$0.35
 Electricity Relief Program 104 kWh @ \$ 0.0002885 \$0.03
 Transition Charge (TC3) 104 kWh @ \$ 0.00875 \$0.91
 Storm Recovery Charge 104 kWh @ \$ 0.0084615 \$0.88
 Storm Recovery Tax Credit 104 kWh @ \$ 0.0006731 \$0.07 CR
 Regulatory Asset Recovery 104 kWh @ \$ 0.0002885 \$0.03
 PUC Assessment \$0.01

Total Distribution Charges \$9.97

TOTAL CHARGES FOR ESI ID \$13.91 ✓

Customer Name: MATAGORDA COUNTY
 Account Number: 100064844327
 Invoice Number: 054752793457
 Invoice Date: 09/01/2021

ESI ID Detail:

Service Address:
 Product:

615

110 JUNETTA AVE MIDFIELD, TX 77458
 Fixed Price

ESI ID: 10032789459047060

Meter ID	Days	Read Type	Previous Read Date	Previous Meter Read	Current Read Date	Current Meter Read	Multiplier	Usage (kWh)	Actual kW/kVA	Billed kW/kVA
157104699	29	Actual	07/06/2021	✓ 4,434	08/03/2021	4,532	1.00	98	2	2
TOTAL								98	2	2

Electric Service Commercial

Service Period: 07/06/2021 to 08/03/2021 ✓

TXU Energy Fixed Price

Base Usage 98 kWh @ \$ 0.0377995 \$3.70
 PUC Assessment \$0.01

Total Commercial Charges \$3.71

Electric Service Distribution

Service Period: 07/06/2021 to 08/03/2021

Base Charge \$2.02
 Meter Charge \$12.67
 Distribution System Charge 1.9 kW @ \$ 4.869 \$9.25
 Transmission Cost Recov Factor 1.9 kW @ \$ 4.24847 \$8.07
 Distribution Cost Recovery 1.9 kW @ \$ 0.402209 \$0.76
 Electricity Relief Program 98 kWh @ \$ 0.00033 \$0.03
 Transition Charge (TC3) 98 kWh @ \$ 0.00874 \$0.86
 Storm Recovery Charge 17.7 kW @ \$ 0.335055 \$5.93
 Storm Recovery Tax Credit 17.7 kW @ \$ 0.02764 \$0.49 CR
 Regulatory Asset Recovery 1.9 kW @ \$ 0.052535 \$0.10
 Energy Efficiency 98 kWh @ \$ 0.000792 \$0.08
 PUC Assessment \$0.05

Total Distribution Charges \$39.33

TOTAL CHARGES FOR ESI ID \$43.04 ✓



Customer Name: MATAGORDA COUNTY
 Account Number: 100064844327
 Invoice Number: 054752793457
 Invoice Date: 09/01/2021

ESI ID Detail:

Service Address:
 Product:

615

110 JUNETTA ODLT 150HPS AL MIDFIELD, TX 77458
 Fixed Price

ESI ID: 10032789459047061

Meter ID	Days	Read Type	Previous Read Date	Previous Meter Read	Current Read Date	Current Meter Read	Multiplier	Usage (kWh)	Actual kW/kVA	Billed kW/kVA
7007074246SD	29	Actual	07/06/2021	0	08/03/2021	✓ 57	1.00	57	-	-
TOTAL								57	0	0

Electric Service Commercial

Service Period: 07/06/2021 to 08/03/2021 ✓

TXU Energy Fixed Price

Base Usage

57 kWh @ \$ 0.0377995 \$2.16

Total Commercial Charges \$2.16

Electric Service Distribution

Service Period: 07/06/2021 to 08/03/2021

Outdoor Lighting - Facilities

\$4.51

Distribution System Charge

57 kWh @ \$ 0.0210526 \$1.20

Transmission Cost Recov Factor

57 kWh @ \$ 0.0063158 \$0.36

Distribution Cost Recovery

57 kWh @ \$ 0.0033333 \$0.19

Electricity Relief Program

57 kWh @ \$ 0.0003509 \$0.02

Transition Charge (TC3)

57 kWh @ \$ 0.0087719 \$0.50

Storm Recovery Charge

57 kWh @ \$ 0.0084211 \$0.48

Storm Recovery Tax Credit

57 kWh @ \$ 0.0007018 \$0.04 CR

Regulatory Asset Recovery

57 kWh @ \$ 0.0003509 \$0.02

PUC Assessment

\$0.01

Total Distribution Charges \$7.25

TOTAL CHARGES FOR ESI ID \$9.41 ✓

Customer Name: MATAGORDA COUNTY
 Account Number: 100064844327
 Invoice Number: 054752793457
 Invoice Date: 09/01/2021

ESI ID Detail:

Service Address:
 Product:

615

RAWLS ODL MIDFIELD, TX 77458
 Fixed Price

ESI ID: 10032789461418841

Meter ID	Days	Read Type	Previous Read Date	Previous Meter Read	Current Read Date	Current Meter Read	Multiplier	Usage (kWh)	Actual kW/kVA	Billed kW/kVA
7007068113SD	29	Actual	07/06/2021	0	08/03/2021	✓ 104	1.00	104	-	-
TOTAL								104	0	0

Electric Service Commercial

Service Period: 07/06/2021 to 08/03/2021 ✓

TXU Energy Fixed Price

Base Usage 104 kWh @ \$ 0.0377995 \$3.93
 PUC Assessment \$0.01

Total Commercial Charges \$3.94

Electric Service Distribution

Service Period: 07/06/2021 to 08/03/2021

Outdoor Lighting - Facilities \$4.98
 Distribution System Charge 104 kWh @ \$ 0.0210577 \$2.19
 Transmission Cost Recov Factor 104 kWh @ \$ 0.0063462 \$0.66
 Distribution Cost Recovery 104 kWh @ \$ 0.0033654 \$0.35
 Electricity Relief Program 104 kWh @ \$ 0.0002885 \$0.03
 Transition Charge (TC3) 104 kWh @ \$ 0.0028846 \$0.30
 Storm Recovery Charge 104 kWh @ \$ 0.0084615 \$0.88
 Storm Recovery Tax Credit 104 kWh @ \$ 0.0006731 \$0.07 CR
 Regulatory Asset Recovery 104 kWh @ \$ 0.0002885 \$0.03
 PUC Assessment \$0.01

Total Distribution Charges \$9.36

TOTAL CHARGES FOR ESI ID \$13.30 ✓



Customer Name: MATAGORDA COUNTY
 Account Number: 100064844327
 Invoice Number: 054752793457
 Invoice Date: 09/01/2021

ESI ID Detail:

Service Address: **615** RAWLS UNIT FIRESTA MIDFIELD, TX 77458
 Product: Fixed Price

ESI ID: 10032789433412700

Meter ID	Days	Read Type	Previous Read Date	Previous Meter Read	Current Read Date	Current Meter Read	Multiplier	Usage (kWh)	Actual kW/kVA	Billed kW/kVA
136592656	29	Actual	07/06/2021	✓ 84,298	08/03/2021	86,922	1.00	2,624	8	8
TOTAL								2,624	8	8

Electric Service Commercial

Service Period: 07/06/2021 to 08/03/2021 ✓
 TXU Energy Fixed Price

Base Usage 2,624 kWh @ \$ 0.0377995 \$99.19
 PUC Assessment \$0.17

Total Commercial Charges \$99.36

Electric Service Distribution

Service Period: 07/06/2021 to 08/03/2021

Base Charge \$2.02
 Meter Charge \$12.67
 Distribution System Charge 8.1 kW @ \$ 4.869 \$39.44
 Transmission Cost Recov Factor 8.1 kW @ \$ 4.24847 \$34.41
 Distribution Cost Recovery 8.1 kW @ \$ 0.402209 \$3.26
 Electricity Relief Program 2,624 kWh @ \$ 0.00033 \$0.87
 Transition Charge (TC3) 2,624 kWh @ \$ 0.00874 \$22.93
 Storm Recovery Charge 13.9 kW @ \$ 0.335055 \$4.66
 Storm Recovery Tax Credit 13.9 kW @ \$ 0.02764 \$0.38 CR
 Regulatory Asset Recovery 8.1 kW @ \$ 0.052535 \$0.43
 Energy Efficiency 2,624 kWh @ \$ 0.000792 \$2.08
 PUC Assessment \$0.16

Total Distribution Charges \$122.55

TOTAL CHARGES FOR ESI ID \$221.91 ✓

Customer Name: MATAGORDA COUNTY
 Account Number: 100064844327
 Invoice Number: 054752793457
 Invoice Date: 09/01/2021

ESI ID Detail:
 Service Address:
 Product:

615

955 STREETLIGHT STLG MIDFIELD, TX 77458
 Fixed Price

ESI ID: 10032789441468646

Meter ID	Days	Read Type	Previous Read Date	Previous Meter Read	Current Read Date	Current Meter Read	Multiplier	Usage (kWh)	Actual kW/kVA	Billed kW/kVA
7005524968SD	29	Actual	07/28/2021	0	08/25/2021	✓ 367	1.00	367	-	-
TOTAL								367	0	0

Electric Service Commercial

Service Period: 07/28/2021 to 08/25/2021 ✓

TXU Energy Fixed Price

Base Usage 367 kWh @ \$ 0.0377995 \$13.87
 PUC Assessment \$0.02

Total Commercial Charges \$13.89

Electric Service Distribution

Service Period: 07/28/2021 to 08/25/2021

Base Charge \$1.40
 Street Lighting - Facilities \$7.02
 Distribution System Charge 367 kWh @ \$ 0.0210899 \$7.74
 Transmission Cost Recov Factor 367 kWh @ \$ 0.0063215 \$2.32
 Distribution Cost Recovery 367 kWh @ \$ 0.003406 \$1.25
 Electricity Relief Program 367 kWh @ \$ 0.000327 \$0.12
 Transition Charge (TC3) 367 kWh @ \$ 0.0047956 \$1.76
 Storm Recovery Charge 367 kWh @ \$ 0.0085014 \$3.12
 Storm Recovery Tax Credit 367 kWh @ \$ 0.0006812 \$0.25 CR
 Regulatory Asset Recovery 367 kWh @ \$ 0.0002725 \$0.10
 PUC Assessment \$0.03

Total Distribution Charges \$24.61

TOTAL CHARGES FOR ESI ID \$38.50 ✓



Customer Name: MATAGORDA COUNTY
 Account Number: 100064844327
 Invoice Number: 054752793457
 Invoice Date: 09/01/2021

ESI ID Detail:

Service Address:
 Product:

660

FM 521 ODLT 400HPS PALACIOS, TX 77465
 Fixed Price

ESI ID: 10032789465240600

Meter ID	Days	Read Type	Previous Read Date	Previous Meter Read	Current Read Date	Current Meter Read	Multiplier	Usage (kWh)	Actual kW/kVA	Billed kW/kVA
7005661310SD	29	Actual	07/28/2021	0	08/25/2021	✓ 155	1.00	155	-	-
TOTAL								155	0	0

Electric Service Commercial

Service Period: 07/28/2021 to 08/25/2021 ✓

TXU Energy Fixed Price

Base Usage 155 kWh @ \$ 0.0377995 \$5.86
 PUC Assessment \$0.01

Total Commercial Charges \$5.87

Electric Service Distribution

Service Period: 07/28/2021 to 08/25/2021

Outdoor Lighting - Facilities \$5.26
 Distribution System Charge 155 kWh @ \$ 0.0210968 \$3.27
 Transmission Cost Recov Factor 155 kWh @ \$ 0.0063226 \$0.98
 Distribution Cost Recovery 155 kWh @ \$ 0.0034194 \$0.53
 Electricity Relief Program 155 kWh @ \$ 0.0003226 \$0.05
 Transition Charge (TC3) 155 kWh @ \$ 0.0087097 \$1.35
 Storm Recovery Charge 155 kWh @ \$ 0.0085161 \$1.32
 Storm Recovery Tax Credit 155 kWh @ \$ 0.0007097 \$0.11 CR
 Regulatory Asset Recovery 155 kWh @ \$ 0.0002581 \$0.04
 PUC Assessment \$0.02

Total Distribution Charges \$12.71

TOTAL CHARGES FOR ESI ID \$18.58 ✓

Customer Name: MATAGORDA COUNTY
 Account Number: 100064844327
 Invoice Number: 054752793457
 Invoice Date: 09/01/2021

ESI ID Detail:

Service Address:
 Product:

512

405 COMMERCE ST PALACIOS, TX 77465-5468
 Fixed Price

ESI ID: 10032789440808411

Meter ID	Days	Read Type	Previous Read Date	Previous Meter Read	Current Read Date	Current Meter Read	Multiplier	Usage (kWh)	Actual kW/kVA	Billed kW/kVA
119430885	29	Actual	07/22/2021	✓ 577,752	08/19/2021	584,287	1.00	6,535	17	17
TOTAL								6,535	17	17

Electric Service Commercial

Service Period: 07/22/2021 to 08/19/2021 ✓

TXU Energy Fixed Price

Base Usage	6,535 kWh @	\$ 0.0377995	\$247.02
PUC Assessment			\$0.41
Gross Receipts Reimb			\$2.67

Total Commercial Charges	\$250.10
---------------------------------	-----------------

Electric Service Distribution

Service Period: 07/22/2021 to 08/19/2021

Base Charge		\$2.02
Meter Charge		\$12.67
Distribution System Charge	17 kW @	\$ 4.869 \$82.77
Transmission Cost Recov Factor	17 kW @	\$ 4.24847 \$72.22
Distribution Cost Recovery	17 kW @	\$ 0.402209 \$6.84
Electricity Relief Program	6,535 kWh @	\$ 0.00033 \$2.16
Transition Charge (TC3)	6,535 kWh @	\$ 0.00874 \$57.12
Storm Recovery Charge	17 kW @	\$ 0.335055 \$5.70
Storm Recovery Tax Credit	17 kW @	\$ 0.02764 \$0.47 CR
Regulatory Asset Recovery	17 kW @	\$ 0.052535 \$0.89
Energy Efficiency	6,535 kWh @	\$ 0.000792 \$5.18
PUC Assessment		\$0.30
Gross Receipts Reimb		\$1.97

Total Distribution Charges	\$249.37
-----------------------------------	-----------------

TOTAL CHARGES FOR ESI ID	\$499.47 ✓
---------------------------------	-------------------



Customer Name: MATAGORDA COUNTY
 Account Number: 100064844327
 Invoice Number: 054752793457
 Invoice Date: 09/01/2021

ESI ID Detail:
 Service Address:
 Product:

614

25000 STATE HIGHWAY 35 S PALACIOS, TX 77465-1920
 Fixed Price

ESI ID: 10032789474945242

Meter ID	Days	Read Type	Previous Read Date	Previous Meter Read	Current Read Date	Current Meter Read	Multiplier	Usage (kWh)	Actual kW/kVA	Billed kW/kVA
7005712552SD	29	Actual	07/13/2021	0	08/10/2021	620	1.00	620	-	-
TOTAL								620	0	0

Electric Service Commercial

Service Period: 07/13/2021 to 08/10/2021 ✓

TXU Energy Fixed Price

Base Usage 620 kWh @ \$ 0.0377995 \$23.44
 PUC Assessment \$0.04

Total Commercial Charges \$23.48

Electric Service Distribution

Service Period: 07/13/2021 to 08/10/2021

Outdoor Lighting - Facilities \$21.04
 Distribution System Charge 620 kWh @ \$ 0.0210968 \$13.08
 Transmission Cost Recov Factor 620 kWh @ \$ 0.0063065 \$3.91
 Distribution Cost Recovery 620 kWh @ \$ 0.0034032 \$2.11
 Electricity Relief Program 620 kWh @ \$ 0.0003226 \$0.20
 Transition Charge (TC3) 620 kWh @ \$ 0.0087419 \$5.42
 Storm Recovery Charge 620 kWh @ \$ 0.0085 \$5.27
 Storm Recovery Tax Credit 620 kWh @ \$ 0.0006774 \$0.42 CR
 Regulatory Asset Recovery 620 kWh @ \$ 0.0002742 \$0.17
 PUC Assessment \$0.07

Total Distribution Charges \$50.85

TOTAL CHARGES FOR ESI ID \$74.33

Customer Name: MATAGORDA COUNTY
 Account Number: 100064844327
 Invoice Number: 054752793457
 Invoice Date: 09/01/2021

ESI ID Detail:

Service Address:
 Product:

614

25000 STATE HIGHWAY 35 S UNIT OFFIC PALACIOS, TX 77465-1920
 Fixed Price

ESI ID: 10032789453394875

Meter ID	Days	Read Type	Previous Read Date	Previous Meter Read	Current Read Date	Current Meter Read	Multiplier	Usage (kWh)	Actual kW/kVA	Billed kW/kVA
120730531	29	Actual	07/13/2021	✓ 111,230	08/10/2021	112,603	1.00	1,373	7	0
TOTAL								1,373	7	0

Electric Service Commercial

Service Period: 07/13/2021 to 08/10/2021 ✓

TXU Energy Fixed Price

Base Usage 1,373 kWh @ \$ 0.0377995 \$51.90
 PUC Assessment \$0.09

Total Commercial Charges \$51.99

Electric Service Distribution

Service Period: 07/13/2021 to 08/10/2021

Base Charge \$1.40
 Meter Charge \$4.39
 Distribution System Charge 1,373 kWh @ \$ 0.021093 \$28.96
 Transmission Cost Recov Factor 1,373 kWh @ \$ 0.006309 \$8.66
 Distribution Cost Recovery 1,373 kWh @ \$ 0.003398 \$4.67
 Electricity Relief Program 1,373 kWh @ \$ 0.00033 \$0.45
 Transition Charge (TC3) 1,373 kWh @ \$ 0.00874 \$12.00
 Storm Recovery Charge 1,373 kWh @ \$ 0.001798 \$2.47
 Storm Recovery Tax Credit 1,373 kWh @ \$ 0.000148 \$0.20 CR
 Regulatory Asset Recovery 1,373 kWh @ \$ 0.000171 \$0.23
 Energy Efficiency 1,373 kWh @ \$ 0.000622 \$0.85
 PUC Assessment \$0.08

Total Distribution Charges \$63.96

TOTAL CHARGES FOR ESI ID \$115.95 ✓



Customer Name: MATAGORDA COUNTY
 Account Number: 100064844327
 Invoice Number: 054752793457
 Invoice Date: 09/01/2021

ESI ID Detail:

Service Address:
 Product:

614

25000 STATE HIGHWAY 35 S UNIT P7 PALACIOS, TX 77465-1920
 Fixed Price

ESI ID: 10032789474945241

Meter ID	Days	Read Type	Previous Read Date	Previous Meter Read	Current Read Date	Current Meter Read	Multiplier	Usage (kWh)	Actual kW/kVA	Billed kW/kVA
122240914	29	Actual	07/13/2021	✓ 51,734	08/10/2021	52,153	1.00	419	5	0
TOTAL								419	5	0

Electric Service Commercial

Service Period: 07/13/2021 to 08/10/2021 ✓

TXU Energy Fixed Price

Base Usage 419 kWh @ \$ 0.0377995 \$15.84
 PUC Assessment \$0.03

Total Commercial Charges \$15.87

Electric Service Distribution

Service Period: 07/13/2021 to 08/10/2021

Base Charge \$1.40
 Meter Charge \$4.39
 Distribution System Charge 419 kWh @ \$ 0.021093 \$8.84
 Transmission Cost Recov Factor 419 kWh @ \$ 0.006309 \$2.64
 Distribution Cost Recovery 419 kWh @ \$ 0.003398 \$1.42
 Electricity Relief Program 419 kWh @ \$ 0.00033 \$0.14
 Transition Charge (TC3) 419 kWh @ \$ 0.00874 \$3.66
 Storm Recovery Charge 419 kWh @ \$ 0.001798 \$0.75
 Storm Recovery Tax Credit 419 kWh @ \$ 0.000148 \$0.06 CR
 Regulatory Asset Recovery 419 kWh @ \$ 0.000171 \$0.07
 Energy Efficiency 419 kWh @ \$ 0.000622 \$0.26
 PUC Assessment \$0.03

Total Distribution Charges \$23.54

TOTAL CHARGES FOR ESI ID \$39.41 ✓

Customer Name: MATAGORDA COUNTY
 Account Number: 100064844327
 Invoice Number: 054752793457
 Invoice Date: 09/01/2021

ESI ID Detail:

Service Address:
 Product:

612

17817 WOOD PLEDGER, TX 77468-0000
 Fixed Price

ESI ID: 1008901015815710800100

Meter ID	Days	Read Type	Previous Read Date	Previous Meter Read	Current Read Date	Current Meter Read	Multiplier	Usage (kWh)	Actual kW/kVA	Billed kW/kVA
I90851001	31	Actual	07/16/2021	✓ 78,945	08/15/2021	79,400	1.00	455	4	4
TOTAL								455	4	4

Electric Service Commercial

Service Period: 07/16/2021 to 08/15/2021 ✓

TXU Energy Fixed Price

Base Usage 455 kWh @ \$ 0.0377995 \$17.20
 PUC Assessment \$0.03

Total Commercial Charges \$17.23

Electric Service Distribution

Service Period: 07/16/2021 to 08/15/2021

Base Charge \$3.00
 Meter Charge \$7.41
 Distribution System Charge 4 kVA @ \$ 4.45 \$17.80
 Transmission Cost Recov Factor 4.01 kVA @ \$ 3.274314 \$13.13
 Storm Recovery Charge 4 kVA @ \$ 0.20 \$0.80
 Transition Charge (TC5) 455 kWh @ \$ 0.00211 \$0.96
 TDU Bill Credit 4 kVA @ \$ 0.1175 \$0.47 CR
 Storm Recovery Tax Credit 4 kVA @ \$ 0.005 \$0.02 CR
 Energy Efficiency 455 kWh @ \$ 0.000637 \$0.29
 PUC Assessment \$0.07

Total Distribution Charges \$42.97

TOTAL CHARGES FOR ESI ID \$60.20 ✓



Customer Name: MATAGORDA COUNTY
 Account Number: 100064844327
 Invoice Number: 054752793457
 Invoice Date: 09/01/2021

ESI ID Detail:

Service Address:
 Product:

6660

FM 521 UNIT RR PARK WADSWORTH, TX 77483
 Fixed Price

ESI ID: 10032789412055530

Meter ID	Days	Read Type	Previous Read Date	Previous Meter Read	Current Read Date	Current Meter Read	Multiplier	Usage (kWh)	Actual kW/kVA	Billed kW/kVA
7006966354SD	29	Actual	07/20/2021	0	08/17/2021	✓ 312	1.00	312	-	-
TOTAL								312	0	0

Electric Service Commercial

Service Period: 07/20/2021 to 08/17/2021 ✓
 TXU Energy Fixed Price

Base Usage 312 kWh @ \$ 0.0377995 \$11.79
 PUC Assessment \$0.02

Total Commercial Charges \$11.81

Electric Service Distribution

Service Period: 07/20/2021 to 08/17/2021

Base Charge \$1.40
 Street Lighting - Facilities \$22.98
 Distribution System Charge 312 kWh @ \$ 0.0210897 \$6.58
 Transmission Cost Recov Factor 312 kWh @ \$ 0.0063141 \$1.97
 Distribution Cost Recovery 312 kWh @ \$ 0.0033974 \$1.06
 Electricity Relief Program 312 kWh @ \$ 0.0003205 \$0.10
 Transition Charge (TC3) 312 kWh @ \$ 0.0048077 \$1.50
 Storm Recovery Charge 312 kWh @ \$ 0.0084936 \$2.65
 Storm Recovery Tax Credit 312 kWh @ \$ 0.0006731 \$0.21 CR
 Regulatory Asset Recovery 312 kWh @ \$ 0.0002564 \$0.08
 PUC Assessment \$0.06

Total Distribution Charges \$38.17

TOTAL CHARGES FOR ESI ID \$49.98

Customer Name: MATAGORDA COUNTY
 Account Number: 100064844327
 Invoice Number: 054752793457
 Invoice Date: 09/01/2021

ESI ID Detail:

Service Address:
 Product:

660

2000 FM 521 ODLT 400HPS UNIT RR PARK WADSWORTH, TX 77483
 Fixed Price

ESI ID: 10032789420235651

Meter ID	Days	Read Type	Previous Read Date	Previous Meter Read	Current Read Date	Current Meter Read	Multiplier	Usage (kWh)	Actual kW/kVA	Billed kW/kVA
7006991419SD	31	Actual	07/16/2021	0	08/15/2021	310	1.00	310	-	-
TOTAL								310	0	0

Electric Service Commercial

Service Period: 07/16/2021 to 08/15/2021 ✓

TXU Energy Fixed Price

Base Usage

310 kWh @ \$ 0.0377995 \$11.72

PUC Assessment

\$0.02

Total Commercial Charges \$11.74

Electric Service Distribution

Service Period: 07/16/2021 to 08/15/2021

Outdoor Lighting - Facilities

\$10.52

Distribution System Charge

310 kWh @ \$ 0.0210968 \$6.54

Transmission Cost Recov Factor

310 kWh @ \$ 0.0063226 \$1.96

Distribution Cost Recovery

310 kWh @ \$ 0.0033871 \$1.05

Electricity Relief Program

310 kWh @ \$ 0.0003226 \$0.10

Transition Charge (TC3)

310 kWh @ \$ 0.0087419 \$2.71

Storm Recovery Charge

310 kWh @ \$ 0.0084839 \$2.63

Storm Recovery Tax Credit

310 kWh @ \$ 0.0006774 \$0.21 CR

Regulatory Asset Recovery

310 kWh @ \$ 0.0002581 \$0.08

PUC Assessment

\$0.03

Total Distribution Charges \$25.41

TOTAL CHARGES FOR ESI ID \$37.15 ✓



Customer Name: MATAGORDA COUNTY
 Account Number: 100064844327
 Invoice Number: 054752793457
 Invoice Date: 09/01/2021

ESI ID Detail:

Service Address:
 Product:

6660

2001 FM 521 ODLT 400HPS UNIT RR PARK WADSWORTH, TX 77483
 Fixed Price

ESI ID: 10032789420235652

Meter ID	Days	Read Type	Previous Read Date	Previous Meter Read	Current Read Date	Current Meter Read	Multiplier	Usage (kWh)	Actual kW/kVA	Billed kW/kVA
7005369954SD	31	Actual	07/16/2021	0	08/15/2021	✓ 155	1.00	155	-	-
TOTAL								155	0	0

Electric Service Commercial

Service Period: 07/16/2021 to 08/15/2021 ✓

TXU Energy Fixed Price

Base Usage 155 kWh @ \$ 0.0377995 \$5.86
 PUC Assessment \$0.01

Total Commercial Charges \$5.87

Electric Service Distribution

Service Period: 07/16/2021 to 08/15/2021

Outdoor Lighting - Facilities \$5.26
 Distribution System Charge 155 kWh @ \$ 0.0210968 \$3.27
 Transmission Cost Recov Factor 155 kWh @ \$ 0.0063226 \$0.98
 Distribution Cost Recovery 155 kWh @ \$ 0.0034194 \$0.53
 Electricity Relief Program 155 kWh @ \$ 0.0003226 \$0.05
 Transition Charge (TC3) 155 kWh @ \$ 0.0087097 \$1.35
 Storm Recovery Charge 155 kWh @ \$ 0.0085161 \$1.32
 Storm Recovery Tax Credit 155 kWh @ \$ 0.0007097 \$0.11 CR
 Regulatory Asset Recovery 155 kWh @ \$ 0.0002581 \$0.04
 PUC Assessment \$0.02

Total Distribution Charges \$12.71

TOTAL CHARGES FOR ESI ID \$18.58 ✓

Current Charges \$20,514.83